



RANGITIKEI
DISTRICT COUNCIL



Waste Management Minimisation Plan 2018

Adopted 28 June 2018

Contents

Summary.....	2
1 Introduction	3
1.1 Purpose of the plan	3
1.2 Scope of plan.....	3
1.3 Current status of plan	4
1.4 When the plan is to be reviewed	4
2 Policies, plans and regulation	5
2.1 Summary of guiding policies, plans and legislation that affect this WMMP	5
2.2 Other Government Policies.....	5
2.3 Considerations	7
3 Strategic intentions, objectives, targets and principles.....	8
3.1 Strategic intentions for the future	8
3.2 Goals, objectives and targets	8
3.3 Council's intended role	9
3.4 Public health protection.....	9
4 Assessment of waste in the Rangitikei District	10
4.1 Summary of the volume and composition of waste and diverted materials	10
4.2 Existing Council provided solid waste and recycling services	13
4.3 Summary of District Specific Issues.....	15
5 Methods for achieving effective and efficient waste management and minimisation.....	17
5.1 Summary of key waste and diverted material streams and how they are currently managed	17
5.2 New initiatives.....	18
6 Funding the plan.....	19
6.1 How the implementation of the plan is to be funded	19
6.2 Waste minimisation levy funding expenditure	20
7 Monitoring and evaluation.....	22
7.1 Reporting.....	22
8 Glossary	23
8.1 Key definitions.....	23
8.2 Other definitions and abbreviations	23

Summary

This Waste Management and Minimisation Plan 2018 (WMMP) is Rangitikei District Council's second iteration. The first WMMP was adopted in 2012.

The Waste Minimisation Act 2008 (WMA) requires councils to assess their waste services. Rangitikei District Council has identified a range of issues and options around recycling and disposal of waste for our District. The plan aims to ensure waste related activities are effective, efficient, safe, reduce impact on the environment, and are accessible to much of our community.

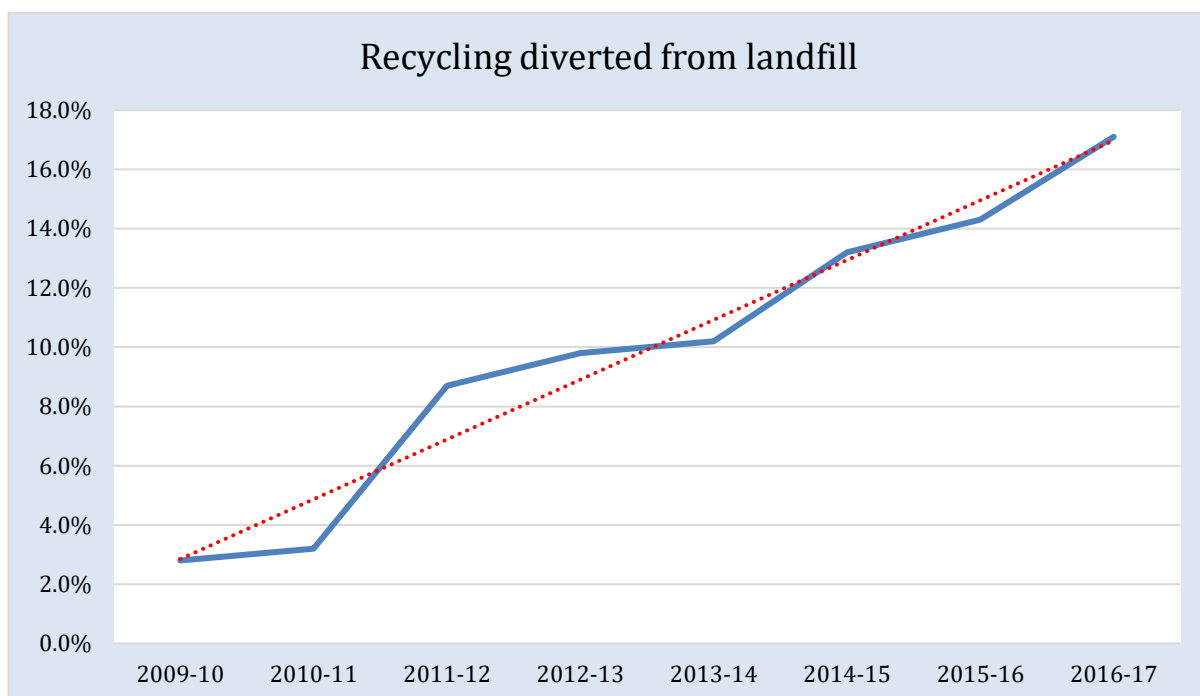
As required by the WMA, a waste assessment was undertaken. The important background information that it provides has guided the development of this draft WMMP.

The Council funds and provides six waste transfer stations, to ensure efficient and effective management of household and commercial waste in the District. Council is progressing well, as currently the community diverts approximately 17% of household waste from landfill to be recycled or reused, compared to 2.8% in 2009 and 8.7% in 2011. Note: Data only relates to waste moved through Council controlled waste transfer stations and not to solid waste disposed of on privately owned rural properties.

As illustrated below, there has been a positive trend in the percentage of waste diverted from landfill. This is due to the progressive acceptance of additional recyclable materials. From 2010 onwards, bottle glass was accepted for recycling. From 2012 greenwaste acceptance was implemented, first at Marton Waste Transfer Station (WTS), then Bulls, and latterly at Taihape WTS. E-Waste acceptance has also been provided at the larger WTSs.

The increases in recycling diverted from landfill will not continue as they have in the past unless another type of recyclable collection system is introduced. If systems stay the same, the trend will soon flatten out around the 20% diversion level.

This Plan provides an overview of Council's current and proposed waste management and minimisation initiatives.



1 Introduction

1.1 Purpose of the plan

The Waste Minimisation Act 2008 (WMA) requires Rangitikei District Council to adopt a Waste Management and Minimisation Plan (WMMP) for the purpose of enabling the effective and efficient management and minimisation of waste within this district.

The WMMP as a guiding document shows Council's:

- present level of service
- new levels of service
- funding up to 2024

This draft WMMP has been developed following completion of a Waste Assessment. This considered current quantities and composition of waste and diverted materials in the District, existing waste services and predicted future demand for services and infrastructure.

1.2 Scope of plan

This WMMP considers waste and diverted materials in keeping with the order of priority stated in the WMA:

- reduce
- reuse
- recycle
- recovery
- treatment
- disposal

Specific new initiatives are included for Council-provided solid waste management and minimisation services.

This WMMP includes actions for the management and minimisation of waste and diverted materials for the following categories of activity:

- | | |
|---|--|
| • waste minimisation education and behaviour change | • treatment of hazardous waste |
| • commercial waste reduction | • litterbin servicing |
| • refuse transfer stations - recycling services | • collection and disposal of illegal dumping (fly tipping) |
| • commercial waste recycling | • closed landfill monitoring |
| • organic waste recovery (greenwaste) | • farm dumps |

1.3 Current status of plan

Rangitikei District Council adopted its first WMMP in 2012. The current Plan was adopted 28 June 2018.

The term of the WMMP is for six years from 2018– 2024.

1.4 When the plan is to be reviewed

In accordance with section 50 of the WMA this WMMP is to be reviewed every six years. While this Plan must be reviewed no later than 2024, additional reviews should occur if there is any significant change to the methodology of this plan.

A waste assessment under section 51 of the WMA must precede any review of the Plan.

2 Policies, plans and regulation

2.1 Summary of guiding policies, plans and legislation that affect this WMMP

The following guiding policies, plans and legislation direct this WMMP:

The New Zealand Waste Strategy (NZWS) – Reducing Harm, Improving Efficiency - 2010

The NZWS is the Government’s strategic direction for the management and minimisation of waste within New Zealand.

The two goals of the NZWS are to;

- reduce the harmful effects of waste, and
- improve the efficiency of resource use.

The NZWS provides direction for all levels of government, communities and the business sector. The strategy aims to coordinate the management and minimisation of waste, but provides sufficient flexibility to allow for unique situations that may be present in different locations.

The WMA (section 44) requires that Council “have regard to” the NZWS or other such policy which is subsequently developed, when preparing a WMMP.

Rangitikei District Council Long Term Plan (LTP) 2018–28

The LTP describes Council’s intended levels of service, how to measure performance measures, benchmark figures and annual targets to achieve levels of service.

2.2 Other Government Policies

Relevant government policy for local government over the last three terms (2009 - 2016) has focused on the following areas:

- fiscal responsibility, transparency and accountability
- efficiency, through service reviews, joint working and amalgamation
- sustainable procurement with particular focus on innovation and partnership working
- economic growth

The Waste Minimisation Act 2008 (WMA)

Territorial Authorities have an obligation under section 42 of the WMA to ‘promote effective and efficient waste management and minimisation within its district’.

To achieve the above obligation, the WMA also charges Territorial Authorities with the responsibility of providing and adopting by Council resolution a Waste Management and Minimisation Plan.

The WMA requires the plan to detail:

- methodology for collection, recovery, recycling, treatment and disposal services that are provided within the district
- information about the facilities used for the management and minimisation of waste
- waste activities which may also involve education or public awareness

- funding information
- the framework for any grants made by the Territorial Authority

When preparing a WMMP, section 44 of the WMA requires Territorial Authorities to consider and have regard to the New Zealand Waste Strategy.

The Local Government Act 2002 (LGA)

The LGA details the considerations that must be taken into account during the decision making process that often informs the development of a WMMP. Additionally, the LGA stipulates the consultation that must occur with regard to the WMMP, particularly when significant changes are proposed.

The LGA affords Territorial Authorities with the power to enact Bylaws for the purpose of regulating the management of solid waste activities.

The Hazardous Substances and New Organisms Act 1996 (HSNO)

The HSNO addresses the management of substances that pose a significant risk to the environment and/or humans from their manufacture to their disposal. The HSNO requires councils to handle and dispose of hazardous substances such as used oil, asbestos, agrichemicals, LPG and batteries in a safe manner.

The Resource Management Act 1991 (RMA)

The RMA provides guidelines and regulations for the sustainable management and protection of the natural and cultural environment. It addresses waste management through controls on the environmental effects of waste management and minimisation facilities, through regional and local policies, plans and consent procedures. Under section 31 of the RMA, councils are responsible for controlling the effects of land use activities that have potential adverse effects on the natural and physical resources of the district. These include facilities used for collection, recovery, treatment and disposal of waste.

The Health Act 1956

The Health Act 1956 places obligation on councils (if required by the Minister of Health) to provide sanitary works for the collection and disposal of refuse, for the purpose of public health protection. It specifically identifies certain waste management practices as nuisances and offensive trades. The Health Act enables councils to raise loans for certain sanitary works and /or to receive government grants and subsidies, where available. The comprehensive review of the health system announced in May 2018 may change this, but the final report is not due until January 2020.

Climate Change Response Act 2002

The Climate Change Response Act 2002 is the legislative document that provides the basis for the New Zealand Greenhouse Gas Emissions Trading Scheme (ETS).

This Act requires landowners to purchase and surrender emission trading units against methane emissions that are emitted. Landfill owners are under an obligation to surrender emissions credits against methane that is emitted from landfill. The cost of these credits is passed directly back to the landfill users Rangitikei District Council who then pass that cost to WTS users. Prices increases from this ETS have been applied with future price increases for waste disposal inevitable.

2.3 Considerations

In preparing this WMMP, the Council has:

- given regard to the NZWS and adopted the strategy's interim waste reduction goals
- considered the waste hierarchy
- considered the requirements of the LGA 2002 in assessing and making decisions on the practicable options for addressing the waste management needs of the community
- given regard to findings of its waste assessment when developing preferred initiatives
- considered the effects on existing services, facilities and activities of using waste levy funds for its waste minimisation initiatives

3 Strategic intentions, objectives, targets and principles

Together the vision, goals, objectives and targets form the strategy of this WMMP.

3.1 Strategic intentions for the future

Rangitikei District Council's strategic intention for the environmental/climate change is to have capability and action which is responsive to expectations from Government and the community for more sustainable use of water and land resources, a reduced carbon footprint, and planning for projected impacts in weather and sea-level changes from climate change.

In the Rangitikei District Council LTP 2018 -2028, the Council sees the solid waste activity as contributing towards the following three community outcomes:

- **Infrastructural service levels** - Ensuring services meet appropriate standards and are affordable
- **Future-looking community facilities** - Ensuring community facilities are future-fit and appropriately managed
- **Environment/climate change** - Responsiveness to expectations from the community and Government for more sustainable use of resources, a reduced carbon footprint, and planning for projected impacts in weather and sea-level changes

3.2 Goals, objectives and targets

The Council's goals for solid waste management and minimisation are:

- Progressively reduce waste to landfill (Population specific and affordable targets)
- Increase waste diverted from landfill (Consumption specific)
- Discourage illegal disposal of solid waste and other non-sustainable waste practices

The various initiatives that were proposed, are to assist the District achieve its waste management and minimisation goals and waste reduction targets.

These are:

- Recycling available at most WTSs for glass, paper, metal, plastics, textiles, greenwaste and e-Waste
- Waste education programmes available to encourage waste reduction, reuse and recycling
 - Accomplished by the delivery of waste education programmes that promote reduce, reuse and recycling by making available to those district schools who request waste education programs
 - Working with rural landowners to encourage them to look and accept the benefits of off farm waste disposal; E.g. Removal of single use plastics (wrap) and agri-chemical containers
- You can expect cost effective solid waste services
 - We will measure this by monitoring solid waste charges and costs, comparing these with neighbouring communities on a 'like for like' basis

Targets until 2021/22 are:

- A progressive reduction in tonnage to landfill (Population specific)
- To increase waste diversion from landfill to 25% (Possible only if new types of collection methodologies introduced)

3.3 Council's intended role

Council's general role is to provide guidance to individuals and communities to undertake sustainable waste management and minimisation activities. It will also foster relationships with businesses, neighbouring councils and waste industry companies operating in the District to ensure that Council meets its goals for waste management and minimisation. Council is considering implementing a kerbside rubbish and recycling service, however, will make a decision following further consultation with the community. Council will continue with either the funding and management by external contract or in the community desires the facilitation of an in-house management of the District's six waste transfer stations.

Council will comply with all relevant legislative and regulatory requirements. It will continue to explore ways of forecasting demand for waste services in the District, develop, and implement initiatives to ensure that we meet demand.

3.4 Public health protection

The range of waste services available to Rangitikei District, provided by Council or by private enterprise will ensure future adequate protection of public health. Although there are no Council owned landfill disposal facilities in the District, Rangitikei will continue to have access to the privately owned sanitary landfill (Bonny Glen) which meets all legislative requirements. Services for achieving waste minimisation will continue where proved economically viable.* Council will also continue to promote access to hazardous waste disposal services and continue to manage illegal dumping (flytipping).

*Note: Markets for various recyclables are proving unreliable. This may in the future require Council to dispose of unsaleable products such as plastic via other means such as waste to energy systems.

4 Assessment of waste in the Rangitikei District

Rangitikei District Council completed a Waste Assessment in July 2017. The assessment is a stock-take of waste and diverted material services provided throughout the District, an estimate of demand for future services, and includes proposed new initiatives for increasing diversion from landfill.

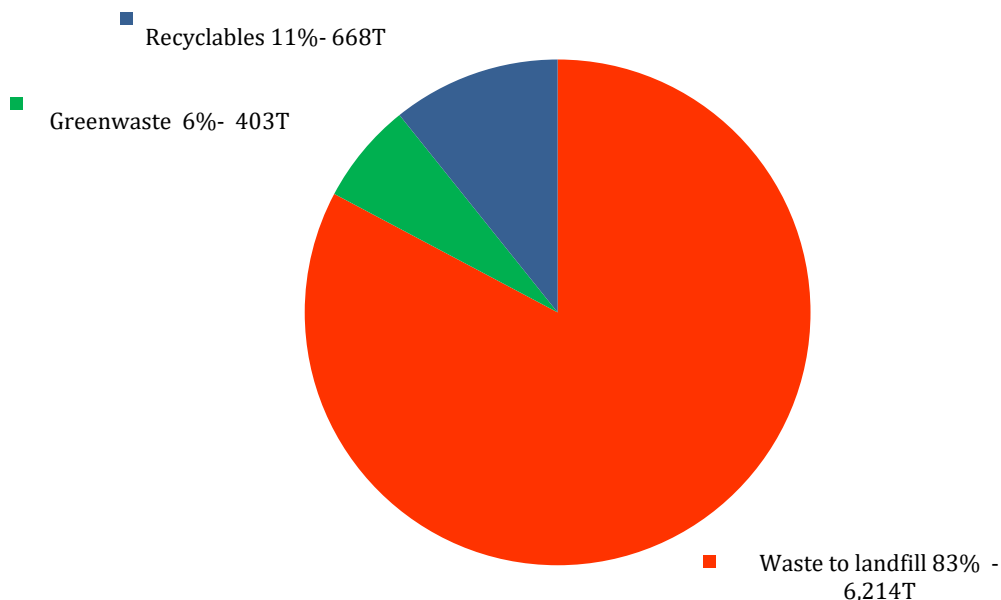
4.1 Summary of the volume and composition of waste and diverted materials

Data sourced from privately funded and Council funded collections of waste and diverted materials has been used for the production of table below.

2016/17 Annual tonnages of waste and diverted materials in Rangitikei District (Mainly urban)

Source of Waste	Annual waste tonnages - WMMP 2012/13	Annual waste tonnages - WMMP 2016/17
Kerbside collections and District waste transfer stations	4,991.3	6,214.5
Recyclables collected from all sources (waste transfer stations)	497.6	668.17
Greenwaste collected for composting	36.15	402.8

2016-17 Waste Tonnages

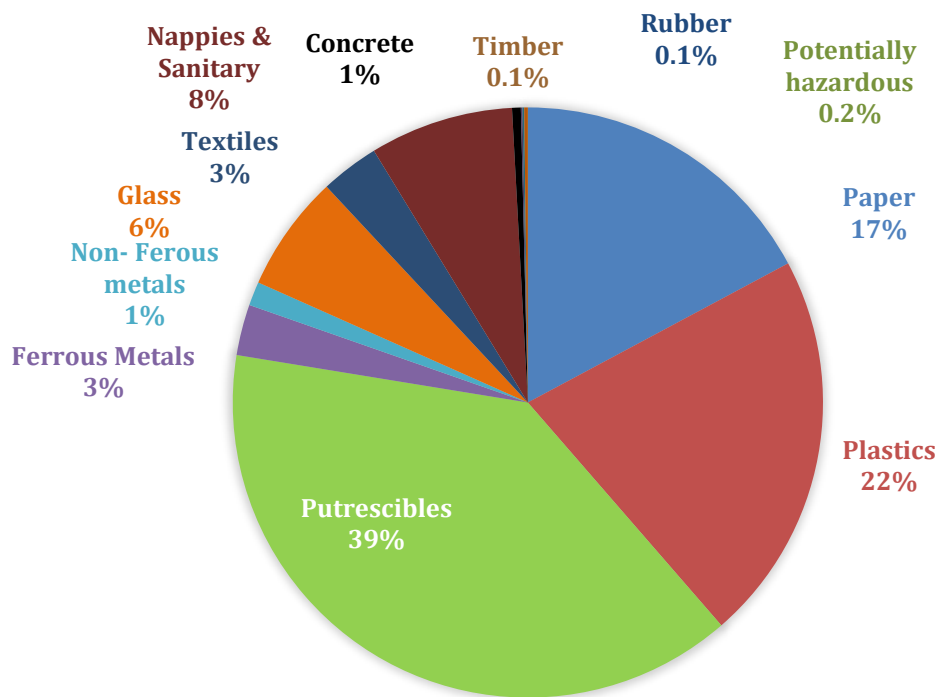


Solid Waste Analysis Protocol (SWAP) Audit

The composition of the privately managed urban kerbside rubbish bag collection was measured using an industry based Solid Waste Analysis Protocol (SWAP) audit in July 2017.

The chart below shows Rangitikei District's rubbish bag waste composition (SWAP) results for 2017.

SWAP 2017



Putrescible waste (kitchen waste) makes up the largest portion (39%) of waste in our refuse bags. Some reductions of putrescibles could be made if urban home composting was promoted.

Comparison with Manawatu District Council (MDC) - SWAP 2016

Manawatu District Council has kerbside recycling (comingle and glass bottles). This type of collection does allow more recyclables to be diverted from going to landfill. The table below compares the MDC waste audit with RDC waste audit of kerbside rubbish bags.

Paper	Plastics	Putrescibles	Ferrous metals	Non ferrous metals	Glass	Textiles	Nappies and sanitary	Rubble concrete etc	Timber	Rubber	Potential ly hazardous
56.6kgs	18.9kgs	6.4kgs	-12.4kgs	-24.2kgs	47.8kgs	-81.7kgs	8.8kgs	-35.8kgs	-13.8kgs	-8.5kgs	-9.2kgs
19%	5%	1%	-25%	-106%	43%	-145%	6%	-427%	-900%	-521%	-264%

In comparing the weights of various waste categories sampled, the ones of note from a recycling perspective are – RDC paper found in kerbside rubbish bags was 19% more than MDC kerbside rubbish bags*, and RDC glass bottles found in kerbside rubbish bags was 43% more than MDC kerbside rubbish bags.

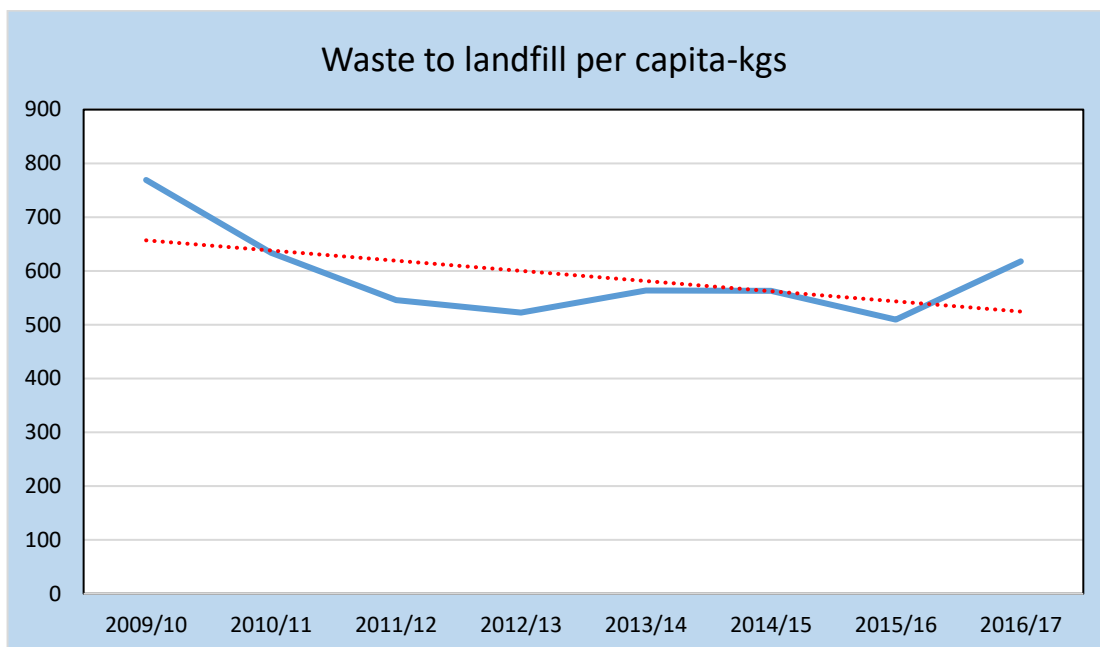
It would be difficult to improve the above in Rangitikei urban populations unless an additional collection service was introduced such as an urban kerbside recyclable collection.

*Note: Sample size comprised 300 bags (per S.W.A.P. audit minimum requirement)

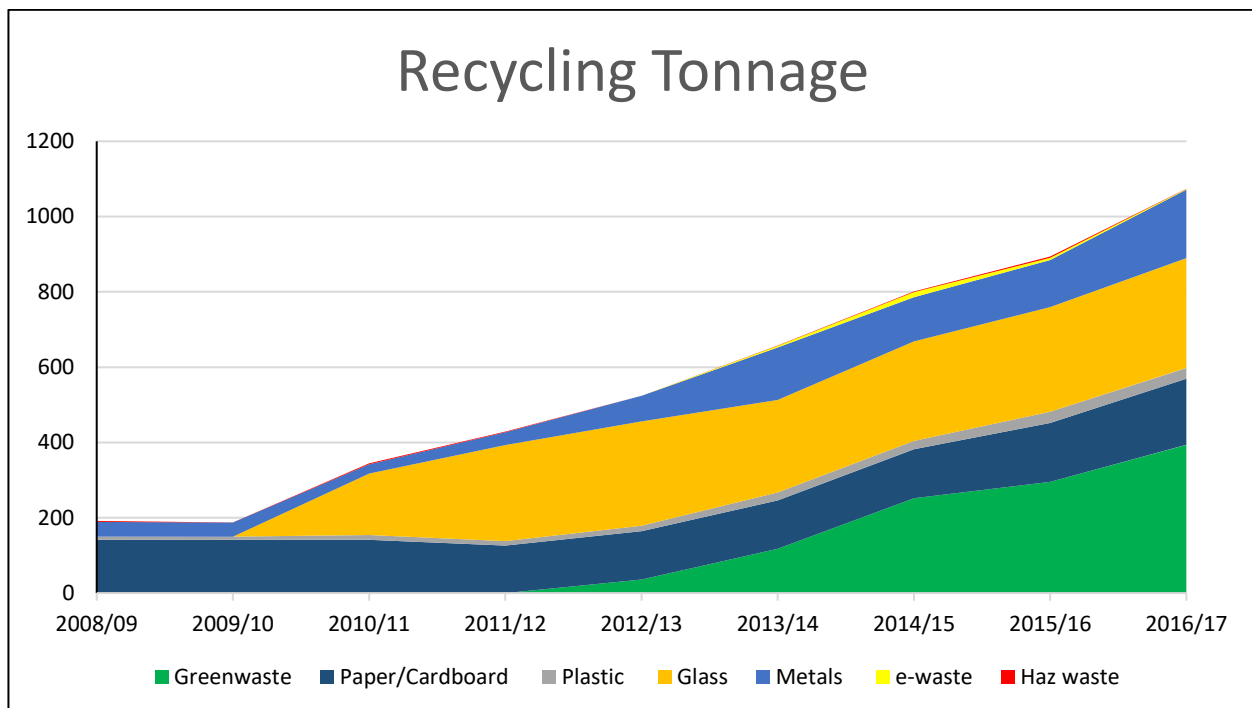
Waste to landfill per capita

The amount of household waste to landfill per capita continued to reduce between 2011/12 and 2015/16 due to increased levels of recycling at the Council operated waste transfer stations.

From 2011-15 the waste to landfill per capita dropped below 600kgs per capita but after 2015/16 began to rise again due in part to the greater quantities of commercial waste being received at Council's waste transfer stations. The 600kgs/capita result is likely due to the current moderate participation rate in household recycling.



Recycling tonnage collected by Rangitikei District Council



The above graph shows the combined volumes of recyclables received at Council's six Waste Transfer Stations (WTS). A steady increase in recyclables over the nine-year period is observed. In 2008/9 only 192 Tonnes of recyclable material was received, in 2016/17 1,074 Tonnes was received. This is a 560% increase over a nine year period. Since a full range of recyclable products are now accepted at most of WTSs the growth shown above will flatten. If further growth in recycling is desired a kerbside of recyclable collection service would need to be introduced.

4.2 Existing Council provided solid waste and recycling services

This section identifies key waste management and minimisation infrastructure, collection services, and education programmes that are offered by the Council and commercial operators within the Rangitikei District.

Council provides a range of waste collection, recycling, processing and disposal services in the District that are funded through targeted rates, user pays and waste levy funds. Non-Council funded private companies provide services to meet the additional requirements of the community.

Existing waste management and minimisation services and facilities provided in and available to the District – both by the Council and other providers include:

- waste minimisation education to schools
- kerbside collection of refuse (Non-Council funded)
- refuse transfer station operation for both household and commercial types of waste and diverted/recyclable materials
- litterbin servicing and removal of illegally dumped waste (flytipping)
- landfill disposal - Bonny Glen Marton (Privately owned)
- monitoring of closed landfills
- e-Waste acceptance

- waste oil acceptance
- hazardous waste acceptance
- used tyre acceptance
- used agrichemical container acceptance (Marton and Taihape WTSs)
- greenwaste acceptance (Marton, Bulls and Taihape WTSs)
- reuse shop –Marton WTS

With the exception of landfill disposal and kerbside rubbish collections the Council provides all these services and intends to continue providing these services.

Disposal

Council controlled waste is disposed of at Bonny Glen, a privately owned landfill located in the Rangitikei District. This landfill was expanded considerably in 2015 and is expected to receive the region's waste up to 2055.

Collections

Non-Council funded kerbside refuse collection services are available to all of the District's towns.

Waste Transfer Stations (WTS)

Rangitikei District Council operates six waste transfer stations - Marton, Bulls, Taihape, Hunterville, Ratana and Mangaweka.

Litter Bins and Flytipping

A number of street and park litterbins are provided in handy locations throughout the District. Illegal dumping commonly referred to as "flytipping" is removed by the Council Parks and Reserves team and roading contractor.

Recycling

The majority of Council diverted materials (recycling) are presently transported to the Feilding Transfer Station (RTS) Materials Recycling Facility (MRF) for consolidation and processing. In the future the sale of these baled recyclables may encounter difficulties if demand for these products collapses. Other methods of disposal will have to be found if markets are lost.

Private enterprise is a significant player in the collection and disposal of waste in the Rangitikei. Commercial waste operators are responsible for the collection of all waste from kerbside and businesses in the District. Since most of the waste goes via Council controlled Waste Transfer Stations, very good tonnage data is available for analysis.

Closed Landfills

Four closed landfills in the Rangitikei District require ongoing resource consent monitoring and annual maintenance. (Crofton, Bulls, Hunterville and Ratana) There are also three other closed landfill sites that Council owns that do not require a regular water sampling as they are considered to pose little health or environmental risk.

Cleanfill

Community cleanfill is disposed of at privately owned sites such as Gillespie's Quarry and at Taihape closed landfill.

Education

The Ministry for the Environment (MfE) makes available to Councils via a Waste Levy Fund, resources for waste minimisation projects including education. Council funds two education providers EnviroSchools and Zero Waste Education. Schools may request from Council to have either or both of these education providers. In 2016/17 four schools and one early childhood centres (ECC) participated in the Horizons facilitated EnviroSchools programme*. Seven schools requested a visit from the waste educator Zero Waste Education in 2016/17**.

***Schools in EnviroSchools** programme South Makirikiri, Pukeokahu, Bulls, NgaTawa Diocesan and Marton Childhood Centre.

**** Schools Zero Waste Education** visited- Mangawha, Marton Junction, Papanui Junction, South Makirikiri, Taoroa, Turakina and Rangiwaia.



Image courtesy of Marton Childhood Centre

4.3 Summary of District Specific Issues

A number of waste minimisation issues and challenges face the District. These will drive future waste management and minimisation service provisions. These include:

Issue/opportunity	Description
Large amount of recyclables in rubbish bags	<ul style="list-style-type: none">The SWAP audit shows a portion of urban residents are not taking recyclables to the District's WTSs
Large amount of putrescible waste in refuse bags	<ul style="list-style-type: none">The SWAP audit shows putrescible or kitchen waste makes up 39% by weight in kerbside rubbish bags. This waste could be better diverted to become home compost and thereby reducing waste to landfill
Provide urban kerbside recycling	<ul style="list-style-type: none">Provision of urban kerbside recycling would raise volume of recyclables diverted from going to landfill by 10-20% (Maximum extra 87 Tonnes/year)
Provide paper and card	<ul style="list-style-type: none">Additional infrastructure required for paper and cardboard recycling

Issue/opportunity	Description
recycling at Hunterville and Mangaweka WTSs	
Future growth in demand for services	<ul style="list-style-type: none"> • Projected growth in household numbers of 3.3% by 2023
On farm disposal of waste	<ul style="list-style-type: none"> • Historically the agricultural sector in New Zealand has largely been left to their own disposal options, typically burning and burying of waste. This method has the potential to generate leachate that may cause toxic contamination of soils and waterways. Discussions with the agricultural sector about the future acceptability of these historical methods of disposal should be entered into. Regional bylaws prohibiting the burning of all plastic would be required to move more landowners towards recycling as has successfully occurred in Southland and other regions • Council will adopt a proactive and collaborative approach working with the Regional Council and private sector parties on matters relating to inorganic agricultural waste management by providing leadership and coordination thereby going some way to addressing the potential for adverse community health and environmental effects

5 Methods for achieving effective and efficient waste management and minimisation

It is anticipated that with no major changes to the current laws, services and facilities relating to waste in the District, that diversion of waste to landfill will plateau at a projected maximum level of a 20%. To achieve the Council target of 27% an urban kerbside recycling collection would be required plus participation by commercial waste producers to divert waste. Further improvements in diversion from landfill would result if central government rolled out a nationwide Container Deposit Scheme (CDS) as various Australian states have done. These CDS have resulted in the collection 80% of the single use plastic containers. For this Waste Management Minimisation Plan some small and medium scale initiatives are outlined to increase diversion of recyclables.

This section summarises current waste management and minimisation activities in the District and puts forward new initiatives for the District's future management of waste and diverted materials.

5.1 Summary of key waste and diverted material streams and how they are currently managed

The current processes in the District for managing waste and diverted materials streams are summarised in the table.

Current waste management and minimisation

Waste Stream	How these are currently managed
Household waste	Non-Council funded kerbside refuse bag collection, refuse transfer station drop-off for refuse bags, wheelie bins and skip bins
Household diverted materials (recyclables)	Refuse transfer station drop-off for recyclables Cardboard and paper are collected by Oji Fibre Solutions then baled for lower grade paper products
Greenwaste	Refuse transfer station drop-off of greenwaste. Council greenwaste used in the composting of district sewage sludge. Some schools and a number of residents have their own putrescible/kitchen waste worm farm or composting bins
Litter and illegal dumping	Litterbin servicing and removal of illegally dumped waste
Inorganic waste	Waste dropped off at waste transfer stations
Hazardous waste	Waste transfer station drop-off (small quantities) and referral of commercial quantities of hazardous waste to specialist waste disposal companies.
Cleanfill materials	Deposited at Taihape closed landfill and the privately owned cleanfill - Gillespie's Quarry
Commercial waste and diverted materials (recyclables)	The District's Waste Transfer Station (WTSs) and any recyclables separated are transported to Feilding RTS Materials Recovery Facility
Waste minimisation education and	Education programme provided for primary schools via a private company – Waste Education NZ and the Horizons Regional Council facilitated program –

promotion	Enviroschools. Plus Para Kore – A marae based program
Farm dumps - agricultural waste	Mostly burning, burying and bulk storage of waste. Studies indicate 80% of agricultural waste is burnt

5.2 New initiatives

Council has agreed to promote best practice off-farm waste disposal/recycling for rural landowners who presently burn and bury inorganic wastes, e.g. plastic wrap and used agrichemical containers recycling or off farm disposal.

Additionally, while currently uncommitted, Council is considering the following possible new initiatives, pending further community consultation. Any new initiative, which has funding implications, will require consideration through a Long Term Plan/Annual Plan process. Interested communities can request consideration of this at any time.

Initiative	Description
Greenwaste acceptance - Ratana and Hunterville Waste Transfer Stations	Provide a 9m3 skip bin to receive greenwaste at Ratana and Hunterville WTSs
Paper and cardboard acceptance - Hunterville and Mangaweka Waste Transfer Stations	Increase the range of recyclables accepted at Hunterville WTS and Mangaweka to include paper and cardboard.
Kerbside recycling collection	Kerbside wheelie bin and crate recyclable service to Marton, Bulls, Taihape, Hunterville, Mangaweka, Ratana, Koitiata, Scotts Ferry and Turakina. This service would decrease the amount of waste going to landfill, but would be an extra cost to rates.
Kerbside rubbish collection	Kerbside rubbish collection to Marton, Bulls, Taihape, Hunterville, Mangaweka, Ratana, Koitiata, Scotts Ferry and Turakina.
Mobile Recycling Centres	Provision of mobile recycling centres for Koitiata and Scotts Ferry, if there is community interest and the community is not provided with kerbside recycling.
Recycling in town centres	Provision of recycling facilities in towns. A trial has been approved for Taihape for the 2018/19 financial year. If successful, the provision could be expanded wider.
Subsidised compost bins	Partially subsidising compost bins for residents, with the aim of reducing the amount of greenwaste to landfill.

6 Funding the plan

The WMA section 43 requires that Council include information about funding the implementation of this Plan, as well as information about any grants made and expenditure of levy funds.

6.1 How the implementation of the plan is to be funded

Council intends to fund the actions provided for in this Plan as set out below.

Funding

Action	Funding Source
Refuse transfer stations	Targeted rate and user charges
Commercial waste	User charges
Diverted/recyclables	Targeted rate and waste levy
Greenwaste collection and processing	User charges and waste levy
Hazardous waste management	Targeted rate and user charges
Landfill disposal	Targeted rate and user charges
Litter bin servicing and removal of flytipping	Targeted rate
Waste minimisation education and facilitation	Targeted rate and waste levy
Off-farm waste disposal - promotion and facilitation	Waste levy
Recycling bin in Taihape Town	Waste levy, Parks Team cleaning contract
Potential future initiatives	Funding source
Ratana and Hunterville WTSs – Greenwaste acceptance	Targeted rate and user charges
Hunterville and Mangaweka WTS – Paper and cardboard acceptance	Targeted rate and user charges
Rubbish and recycling	Targeted rate
Mobile recycling centres	Targeted rate
Recycling bins in the District's towns	Waste levy
Subsidised compost bins	Waste levy

Council annually sets the user charges that apply at the waste transfer stations.

Grants or sponsorships for waste management or minimisation may be made to various community events on a case-by-case basis. Grants may also be made available for educational purposes such as Enviroschools and district schools and Early Childhood Centres on application.

The Rangitikei District Council LTP 2018-28 outlines the operation and maintenance costs for the District waste transfer station contract.

Note: The present waste transfer station services contract expires in 2019. Targeted rates are spread over 7,571 SUIPs equating to \$79.78/Annum/SUIP.

Funding of operating and maintenance projects

Project	Explanation	Cost per 16/17	Revenue *	Year	Funding Source
			*Figures rounded		
Waste transfer stations operations	Contracted	\$590,000	-\$454,000 Revenue -\$402,000 Rates	2016/17	Targeted rates and user charges
Closed landfills	Contracted	\$14,662	-\$45,000 Rates	2016/17	Targeted Rate
Refuse disposal to landfill	Midwest owned landfill	\$230,000	Included - WTS operations	2016/17	Targeted rates and user charges
Education and projects	Ministry for the Environment funded (MfE)	\$115,000	-\$50,000 Levy	2016/17	Waste levy (not rates funded)
Totals		\$949,662	-\$952,000		

6.2 Waste minimisation levy funding expenditure

The WMA requires that all waste levy funding received by Council must be spent on matters to promote waste minimisation and in accordance with this waste management and minimisation plan.

Waste levy funds can be spent on existing waste minimisation services, new services or a combination of both. The funding can be used to provide grants for education purposes, to support contractor costs or infrastructure capital, waste minimisation resources, greenwaste projects, farm dump mapping and facilitation of best farm solid waste disposal and recycling.

The District will receive, based on population, its share of national waste levy funds from the Ministry for the Environment. It is estimated that the Council's share of waste levy funding will be approximately \$56,000 a year. In addition, the Council may make application for contestable waste levy funds from the Waste Minimisation Fund either separately or with another council or party.

The Council intends to use this money on continuing waste minimisation education programmes in schools as well as promotion of waste minimisation and management to commercial, industrial and agricultural sectors, improving greenwaste recovery/processing, organic waste collection, refining the current and future recycling processes and associated waste diversion infrastructure projects and procurements.

In 2018/19, the specific uses of the levy are:

- Education
- Off-farm waste disposal – promotion and facilitation
- Capital cost of a recycling bins in Hunterville and Managweka

Intended use of the levy in subsequent years will be considered by Council at its November meetings (to coincide with preliminary consideration of the following year's annual plan work programmes and projects). Interested communities can request use of levy funds at any time.

7 Monitoring and evaluation

The Council's 2018-2028 Long Term Plan sets out levels of service, performance measures and performance targets for waste minimisation and provision of solid waste services.

The Council intends to monitor and report on progress regarding the WMMP and will develop and implement a clear, transparent monitoring and reporting system. Accurate information on how services are performing is essential for monitoring progress and planning for future demand. Additional monitoring may be included in future Long term Plans.

Key areas that require monitoring include level of service, compliance (with legislative requirements and regulations), waste reduction and diversion. Data will be gathered through community satisfaction surveys, Council records (Call Centre records, KPIs, etc.) data from Council's waste and recycling contractor, Solid Waste Analysis Protocol audits (SWAPs), agreements with landfill operators and commercial waste providers. Progress will be reported through Council publications, website, local papers and the Council monthly and annual reports.

The current Solid Waste contract is due to expire in November 2019. Before this date the service will be reviewed in accordance with S17A of the Local Government Act 2002 to ensure optimum benefit to ratepayers.

7.1 Reporting

The Council will report progress of the WMMP implementation through:

- Monthly and Annual Reports
- Fielding – Rangitikei Herald and District Monitor
- Council's website

The Council will also provide annual progress reports of expenditure of its waste levy funds to the Ministry for the Environment.

8 Glossary

8.1 Key definitions

Greenwaste – Organic material such as lawn clippings, tree branches, bark and leaves

Recover - Process to produce new substances, products, or components that can be reused.

Recycle – Process by which the waste material can be used again in the same form or another form, including composting.

Recyclables - Used to describe the inorganic materials that are commonly diverted from household refuse for recycling: paper, cardboard, glass, plastics 1-6, steel cans, aluminium cans, glass bottles and jars.

Recycling - Often used interchangeably with recyclables; also used to describe all inorganic materials being diverted and recycled, such as: scrap metal, whiteware, tyres, e-waste, plastics, bottle glass, paint and organic material such as paper and cardboard.

Reduce - To use less material, use more efficiently, and use products that generate less waste.

Residual waste - Waste that has no further use and then sent to landfill. Typically waste disposed from MRF processing.

Reuse - Further use of material in its existing form.

Dispose - The final (or more than short-term) deposit of waste into or onto land set apart for that purpose, or incineration of waste.

Diverted material - Any material that is reused, recycled or recovered, instead of disposed of or discarded. A term used to distinguish between diverted material and residual waste.

Treatment - Process to ensure no harm to environment.

Waste - Anything that has no further use and is disposed of or discarded. Types can be defined by composition or source e.g. organic waste, electronic waste, construction and demolition waste. Includes any component or element of diverted material that is disposed of or discarded.

Waste hierarchy - Internationally accepted waste reductions in descending order of importance.

Waste minimisation - Reduction of waste for disposal. Reuse, recycling and recovery of waste and diverted material. Waste minimisation activities may affect both the waste and diverted materials streams.

8.2 Other definitions and abbreviations

Farm dump - An unlined pit for the containment of agricultural waste.

HAIL - Hazardous Activities and Industries List.

Landfill - Tip or dump.

LTP- Long Term Plan.

Materials Recovery Facility (MRF) - A processing plant for sorting and baling of saleable diverted materials (recyclables).

MDC- Manawatu District Council

New Zealand Waste Strategy - A document produced by the Ministry for the Environment that sets out the Government's long term priorities for waste management and minimisation.

Organic waste - Waste largely from the garden - hedge clippings, tree/bush pruning, lawn clippings and/or food waste comprising of any food scraps - from preparing meals, leftovers, scraps, tea bags, coffee grounds.

Putrescible - Organic kitchen scraps.

RDC- Rangitikei District Council

Refuse - Waste or rubbish that currently has little other management options other than disposal to landfill.

Solid Waste Analysis Protocol (SWAP) -Audit of the composition and volume of waste and /or diverted materials.

SUIP – Separately Used and Inhabited Parts

Tonne - (metric) - one thousand kilograms.

UAGC – Uniform Annual General Charge

Waste Assessment - A document summarising the current situation of waste management in the Rangitikei District, with facts and figures, as required under the Waste Minimisation Act 2008.

Waste Levy – A payment received from the Ministry for the Environment to be used for district waste minimisation projects and services.

Waste Transfer Station (WTS) - Where waste can be sorted for recycling or reprocessing, or is deposited and then put into vehicles for transportation to landfill.

WMA - Waste Minimisation Act 2008.

WMMP - Waste Management and Minimisation Plan, also referred to as the “Plan.”