






# Statement of Service Report 6 monthly Dec 2023/24

## Community wellbeing

### OUR LEVEL OF SERVICE AND HOW WE MEASURE PROGRESS



 Achieved	 On track to achieve	 Not on track to achieve	 Not achieved	 Not measured
--	---	---	--	--

PERFORMANCE MEASURE	OUTCOME (6 MONTH)	2023/24 TARGET	DECEMBER 2023 RESULT	2022/23 RESULT	NARRATIVE
---------------------	-------------------	----------------	----------------------	----------------	-----------

*Councils intended level of service is to: Ensure competency in discharging Civil Defence responsibilities*

Timing of self-assessment when the Emergency Operations Centre is activated and of continued civil defence training exercises		Self-assessment undertaken and responded to within four months of Emergency Operations Centre activation	Achieved	Achieved	Self-assessment completed after the May 2023 flood event in Marton and Bulls areas. Self-assessment of current river catchment flood plans completed post Cyclone Gabrielle.
		At least one exercise undertaken each year	Achieved	Achieved	One staff exercise has been undertaken this year. Additionally, an exercise has been completed with the CDEM response team to test Council infrastructure (tents, trailers, internet connectivity etc.).

*Councils intended level of service is to: Identify and promote opportunities for economic development in the District.*

Implementing actions each year from the Economic Development Strategy and Housing Strategy Action Plans (Annual Work Plans).		Greater than 80% of the actions completed for each relevant year.	0% Housing Strategy Actions 0% Economic Development Strategy Actions.	80% Housing Strategy Actions 50% Economic Development Strategy Actions	At the 23 November 2022 Council meeting, it was resolved that staff were to progress the business case for Tui Street properties only, halting actions on the strategy. There was a vacancy in the economic development space during the reporting period and limited actions were progressed.
District GDP growth compared to national GDP growth.		GDP growth for the Rangitikei District is within +/-1% of national GDP growth, or better.	2.3% GDP growth for the Rangitikei District in 2023. This is 0.7% lower than national GDP growth over the same period.	3% lower than national	GDP growth of 2.3% in 2023 is only slightly lower than national growth.