













# Statement of Service Report for 2022/23

## Stormwater drainage

### OUR LEVEL OF SERVICE AND HOW WE MEASURE PROGRESS

 Achieved	 Not achieved	 Not yet achieved	 Not measured	 Not yet measured
--	--	--	--	--

PERFORMANCE MEASURE	OUTCOME	2022/23 TARGET	DECEMBER 22 RESULT	2021/22 RESULT	NARRATIVE
<i>Councils intended level of service is to: Provide a reliable collection and disposal system to each property during normal rainfall</i>					
*Discharge compliance Compliance with the Council's resource consents for discharge from its stormwater system measured by the number of: a. abatement notices b. infringement notices c. enforcement orders, and d. convictions Received by the Council in relation to those resource consents.		No abatement notices	Not measured	Not measured	Discharge compliance is a mandatory measure set by the Department of Internal Affairs therefore must be reported on. However as Council has no stormwater consents the measurement in essence can not be measured.
		No infringement notices	Not measured	Not measured	
		No enforcement orders	Not measured	Not measured	
		No convictions	Not measured	Not measured	
*System adequacy The number of flooding events <sup>1</sup> that occurred in the District. For each flooding event, the number of habitable floors affected (expressed per 1000 properties connected to the Council's stormwater system). Note: This is a District-wide assessment		Fewer requests than 5 per 1000 connected properties	0	0	There were no flooding events.
<i>Councils intended level of service is to: Be responsive to reported faults and complaints</i>					
*Customer satisfaction The number of complaints received by the Council about the performance of its stormwater system, expressed per 1000 properties connected to the Council's stormwater system.		Fewer requests than 5 per 1000 connected properties	3.89/1000	10.4/1000	
*Response time The median response time to attend a flooding event, measured from the time that the Council receives notification to the time that service personnel reach the site.		Two hours or less	Not measured	Not measured	No flooding events occurred in the reporting period.

\* *Mandatory*

<sup>1</sup> The rules for the mandatory measures define a 'flooding event' as an overflow from a territorial authority's stormwater system that enters a habitable floor