




Statement of Service Report for 2021/22




Community wellbeing

OUR LEVEL OF SERVICE AND HOW WE MEASURE PROGRESS

 Achieved

 Not achieved


 Not measured


PERFORMANCE MEASURE	OUTCOME	2021/22 TARGET	2021/22 RESULT	2020/21 RESULT	NARRATIVE
<i>Councils intended level of service is to: Ensure competency in discharging Civil Defence responsibilities</i>					
Timing of self-assessment when the Emergency Operations Centre is activated and of continued civil defence training exercises		Self-assessment undertaken and responded to within four months of Emergency Operations Centre activation	Achieved	Achieved	Debriefs undertaken with internal Incident Management Team and external agencies following response to August 2021 Covid-19 lockdown. Improvement actions identified and implemented.
		At least one exercise undertaken each year	Achieved	Achieved (three scenario based exercises)	Two Scenario Based exercises held over the past calendar year, comprising of a full day two-part EOC exercise for flood response.
<i>Councils intended level of service is to: Identify and promote opportunities for economic development in the District.</i>					
Implementing actions each year from the Economic Development Strategy and Housing Strategy Action Plans (Annual Work Plans).		Greater than 80% of the actions completed for each relevant year.	75% Housing Strategy actions 34.9% Economic Development Strategy	Not measured	Three out of four housing actions were completed in full. For the fourth, a housing survey, a housing survey for seniors and the elderly was completed in Taihape and surrounding communities. A district-wide housing survey was designed, agreement was reached to collaborate on its delivery with a key iwi partner and then implementation was delayed for nine months due to Covid-19. In the final three months of the year the survey was postponed to 2022/23 to prevent conflict with and consultation fatigue caused by other Council consultations. Under the five Economic Development Strategy priority areas described in the LTP, work plans included seven actions with 43 KPIs. Of the 43 KPIs, 20 were not able to be pursued in 2021/22 for reasons including Covid-19 restrictions and unavailability of partners. Of the remaining 23 KPIs, 15 were accomplished in full, and 8 are multi-year activities that will achieve measurable results during the end of the 3-year LTP period. An additional eleven KPIs have also been initiated in response to opportunities arising during the year – these are not included in the 2021/22 result.


Statement of Service Report for 2021/22


Community wellbeing

OUR LEVEL OF SERVICE AND HOW WE MEASURE PROGRESS

 Achieved

 Not achieved

 Not measured

PERFORMANCE MEASURE	OUTCOME	2021/22 TARGET	2021/22 RESULT	2020/21 RESULT	NARRATIVE
District GDP growth compared to national GDP growth.		GDP growth for the Rangitikei District is within +/-1% of national GDP growth, or better.	Achieved	Achieved	Rangitikei District GDP growth information is updated annually. In 2021, GDP growth was 2.3%, which compared favourably to national GDP growth of -1.2%.

* *Mandatory*