


# Rangitikei District Council

## Erewhon Rural Water Supply Sub-Committee Meeting

Order Paper – Wednesday 9 August 2017 – 4:00 p.m.



### Contents

1	Apologies .....	2	
2	Confirmation of Minutes .....	2	Pages 1 - 3
3	Matters Arising .....	2	
4	Operations Report .....	2	Page 4 - 8
5	Financial Report .....	2	Pages 9 – 24
6	Revised Rural Water Supply Policy .....	2	Pages 25 - 28
7	Members/Questions Report .....	2	
8	Date of Next Meeting .....	2	

## **1 Apologies**

## **2 Confirmation of Minutes**

### **Recommendation**

That the minutes of the Erewhon Rural Water Supply Sub-Committee meeting held on 8 February 2017 be taken as read and verified as an accurate record of the meeting.

## **3 Matters Arising**

## **4 Operations Report**

### **Recommendation**

That the Engineers Report, be received.

### **Recommendation**

That the quotes from Taihape plumbing for renewals on Jack Strattons, Kaingaroa and Stage one Mangaohane Face be received.

## **5 Financial Report**

### **Recommendation**

That the statement of operations:Period ending 30 June 2017 be received.

## **6 Revised Rural Water Supply Policy**

The Rural Water Supply Policy is a Council document containing rules and guidelines for management of the Erewhon, Hunterville and Omatane Rural Water Supplies. The Hunterville Rural Water Supply Sub-committee has requested changes to the policy. The main intention of these changes is to make it clear to consumers that (a) the water supplied is non-potable, and (b) they must provide on-farm storage. The proposed changes are attached. These have been to both the Hunterville and Omatane Rural Water Supply Sub-committees, and are now presented to the Erewhon Rural Water Supply Sub-committee for consideration and endorsement. Once endorsed, the changes will go to Council for adoption.

### **Recommendation**

That the Revised Rural Water Supply Policy be accepted or further amended.

## **7 Members/Questions Report**

## **8 Date of Next Meeting**

Wednesday 9 August 2017



# Rangitikei District Council

## Erewhon Rural Water Supply Sub-Committee Meeting

Minutes – Wednesday 8 February 2017 – 4:00 p.m.

1	Apologies .....	2
2	Confirmation of Minutes .....	2
3	Matters Arising .....	2
4	Engineers Report.....	2
5	Financial Report .....	3
6	Members/Questions Report.....	3
7	Date of Next Meeting .....	3

Present: Mr J Gilbert (Chairperson)  
Mr J Bird  
Mr B Thomas  
Mr G Melville  
Mr D Steedman  
His Worship the Mayor

In Attendance: Mr D Miller, Asset Engineer, Roading and Utilities  
Mr L Haines, Aorangi Awarua Trust  
Mr D Smith, Taihape Plumbing  
Mrs S Srhoj, Administration  
Mr A Sargent, Management & Project Accountant  
Mrs S Bligh, Human Resources Assistant

## 1 Apologies

**Resolved minute number**                      **17/ERWS/036**                      **File Ref**

That the apologies from Mr G Duncan, Mr O Dickson, Mr P Batley and Mr A van Bussel for absence be received.

Mr B Thomas/Mr G Melville. Carried

## 2 Health & Safety Initiative

Mrs Bligh, Councils Health & Safety Co-ordinator spoke to the meeting about the need to formalise the notification process for when Council staff/contractors went onto scheme members' property. She said that this was a safeguard in the event that there was an incident and Worksafe were required to attend. She was aware that Mr Smith already phoned ahead the night before but advised that Council would be writing to all scheme members to formalise this process.

## 3 Confirmation of Minutes

**Resolved minute number**                      **17/ERWS/037**                      **File Ref**

That the minutes of the Erewhon Rural Water Scheme Sub-Committee meeting held on 9 November 2016 be taken as read and verified as an accurate record of the meeting.

Mr J Gilbert/Mr J Bird. Carried

## 4 Matters Arising

Mr Miller responded to a query from the last meeting regarding gauging. He said that only 10 gauging's were needed. These had all been completed and were not required to be done again. The scheme is now fully compliant until 1 July 2027.

## 5 Engineer's Report

Mr Smith spoke to the report, advising that the scheme was operating quite well.

He said that there had been a blow out on the Mangaohane face about a week ago. This would require further work next summer.

Work had been completed on the Durrant/Hiwera lines and Rob Stratton's tank project. Also completed was the Thompson T project which now just required back filling with a digger.

Mr Smith advised that he had been unable to complete the Kaiangaroa job due to the difficulty in sourcing the required piece of pipe needed. He said the pipe needed was 25mts of PN 25 which is not commonly used on the scheme.

Mr Miller to enquire if the Hunterville Water Scheme have some of this particular pipe.

**Resolved minute number**                      **17/ERWS/038**                      **File Ref**

That the Engineers report to the 8 February 2017 meeting of the Erewhon Rural Water Supply Sub-Committee meeting be received.

Mr B Thomas/Mr J Bird. Carried

## **6 Financial Report**

Mr Sargent spoke briefly to the financial reports. He said that the Revenue against budget showed a variance, but would ask that the Assets team investigate this and provide a full report which would be made available to the next meeting.

**Resolved minute number**                      **17/ERWS/039**                      **File Ref**

That the Financial Statements to 31 December 2016, as presented be received.

Mr J Gilbert/Mr B Thomas. Carried

## **7 General Business**

Mr Steedman and Mr Haines who was in attendance, spoke on behalf of the Aorangi Awarua Trust regarding the Moawhango Marae having access to the excess water from Peter Batley's tank. The representatives said that a tank would be put in place to store the excess water.

The Committee felt that this agreement should be between the Marae and Mr Batley, although they were happy to pass a resolution stating that they had no issues with this request.

**Resolved minute number**                      **17/ERWS/040**                      **File Ref**

That the Erewhon Rural Water Supply Sub-Committee have no issues with the Moawhango Marae having access to the water from Peter Batley's overflow.

Mr J Bird/Mr J Gilbert. Carried

## **8 Members/Questions Report**

Mr Bird wished to thank Mr Smith for coming out on Waitangi day to fix the blow out that had resulted in him having no water.

## **9 Date of Next Meeting**

The next meeting to be held Wednesday 10 May 2017

## **10 Meeting Closed**

The meeting closed at 4.55pm.



## REPORT

SUBJECT: **Operations Report – August 2017**

TO: Erehon Rural Water Supply Committee

FROM: Andrew van Bussel

DATE: 1 August 2017

FILE: 6-WS-3-2

---

### 1 Work Completed

1.1 The following work was completed by Taihape Plumbing from 15 March 2017 to 30 June 2017:

- 15/3 Mangaohane Tee Valve Renewal
- 16/3 Drop mains and install new water meters
- 17/3 Build new meter boxes and lids
- 29/3 Locate ruptured water main in Mangaohane
- 30/3 Leak at Mangaohane Station
- 10/4 Kelly Land Co No 2 Tank site, locate leak and alter pipe work
- 11/4 Carry out monthly checks
- 19/4 Big Hill Tee, dig up deep flow meter on main line rebuild old failing box
- 26/4 Finish off building box and lid, drop main line and remove debris from flow meter and reinstate
- 5/5 Mangaohane Station- Use cable locator to locate steel main from Mangaohane face above pipe bridge to AC pipe. Dig up at various points and mark at various points for possible renewal
- 8/5 Finish following main with Cable locator and marking. Dig up and expose where steel meets A C pipe
- 9/5 Six monthly checks, Mangaohane Station – run lines and check tanks flows etc
- 10/5 Mangaohane Station and Kelly Land co, run lines, check tank flows and run sluices at E & F tanks and Kelly Land 1,2,3 and 5 tanks

- 15/5 Run lines, check tank flows and run sluices at Makokomiko Station, Pukerimu and Peter Batley's properties
  - 16/5 Run lines, check tank flows and run sluices at Hannah tank, Kaiangaroa, Kara Wipakis and Moores
  - 17/5 Run lines, check tank flows and run sluices at Mako Deer Block, Tim Orums, John Gilberts, Jock Strattons and Rob Strattons
  - 18/5 Run lines, check tank flows and run sluices at Thompsons, Tama Wipakis, Rakanui, Durrants, Hiwera, Rob Colliers, Andrew Duncans and Len Gilbert's top Farm
  - 19/5 Run lines, check tank flows and run sluices at John Birds, Len Gilberts, Mary Makos and Barry Thomas properties
  - 20/5 Run lines and check tank flows on Kim Duncans and Peter Batleys, Clean up Rhino and return to reservoir
  - 6/6 Carry out monthly checks
  - 21/6 To look over Mangaohane Face and areas surrounding Andrew van Bussel to sort out possible options for pipeline renewals
  - 29/6 Martin Thompson's property leak at pressure reducing valve box
  - 30/6 Drop line and fit new section of pipe work, Lay overflow drain, backfill and reinstate
- 1.2 I have attached three quotations from Taihape Plumbing which are for proposed renewal works on Jack Stratton's property, Kaiangaroa and Stage One Mangaohane Face. There needs to be further discussion at the meeting in regards to the Mangaohane Face renewal.
- 1.3 We are waiting on Alf Downs to install the repaired telemetry unit at Big Hill Tee.
- 1.4 That the report "Operations Report – August 2017" be received.

Andrew van Bussel  
Operations Manager

Taihape Plumbing Ltd

P O Box 16

Taihape

06 338 6111

Rangitikei District Council  
Private Bag 1102  
Marlon

7/25/2017

Re: Erewhon Water Scheme, Mangaohane Face.

Atten: Andrew Van Bussel

This is an estimate to dig entire approx 2000mtr section of tracking from A/C pipe on ridge to steel main above pipe bridge on Mangaohane Face.

This estimate is to build at good wide track with minimal tight bends to enable good access for future renewal work. It will also enable us to measure renewal work accurately.

We estimate this job to cost \$38,700 plus GST.

If you have any further inquiries, please contact us.

Regards

D A Smith





RECEIVED

12 JUL 2017

To: [illegible]  
File: [illegible]  
Doc: [illegible]

Taihape Plumbing  
P O Box 16  
Taihape  
taihapeplumbingid@xtra.co.nz

8

Rangitikei District Council  
Private Bag 1102  
Marton

7/7/2017

Re: Brewhon Water Scheme, Kaihangaroa Station

Attn: Andrew Van Bussel

Quote to remove 25mtr of rusted section of steel pipe in Kaihangaroa between 160mm OD PE pipe and 200mm OD PE pipe.

Dig and lay new PE 200bar pipe. Fit thrust anchors etc and joints.

Our quoted price to do this job is \$17,200 plus GST. This price is valid for 30 days and subject to any price changes.

If you have any further inquiries, please contact us.

*[Handwritten signature]*

Regards

D A Smith

---

28/07/2017

Taihape Plumbing Ltd

P O Box 16

Taihape

taihapeplumbingltd@xtra.co.nz

Rangitikei District Council  
Private Bag 1102  
Marton

Atten: Andrew VanBussel

Re: Erewhon Water Scheme. Renew 900 mtr pipe on Jock Strattons property.

To renew 900 meters of 50mm pipe line from auto air bleed valve to Jock Strattons tank site.

Digger to dig trench, lay pipe and copper trace wire then back fill. Make repairs to damaged internal farm lines and make fence repairs.

Our quoted price for this job is \$22,264.42 plus GST. This quote is valid for 30 days and subject to any price changes.

If you have any further inquiries, please contact us.

Regards

D A Smith

Ph 027 6008779

**EREWHON RURAL WATER SUPPLY FINANCIAL STATEMENTS**  
**COMMENTARY FOR THE 12 MONTHS ENDING:**  
**30<sup>th</sup> June 2017**

0009

The commentary supporting the performance to date as outlined within the presented financial attached are subject to finalisation.

Key area's awaiting to be finalised as part of our "Annual" process included;

- Depreciation
- Asset valuation
- Interest and
- Year-end final accruals/adjustments

The performance highlights are as follows;

**Performance:**

- **Metered Revenue against;**  
budget at \$189.4k was lower by \$(36.5k), Actual was \$152.9k and last year was \$146.1k
- **General Rates**  
This is tracking as per the budget at \$20.5k last year was \$18.3k
- **Interest Charged**  
This shows a variance of \$4.4k against budget, last year interest (income) was \$4.4k
- **Expenditure against budget**  
Is unfavourable at \$28.5k being an increase in spending  
Main activities contributing to the increase were
  - i. Favourable - Operational general items of expenditure at \$9.3k and;
  - ii. Unfavourable Operational external contractors costs at \$26.3k
  - iii. Unfavourable External contractor costs at \$7.2k
  - iv. Unfavourable insurance cost at \$2.3k (further investigation required)
  - v. Unfavourable Erewhon W/Board Lease at \$2.0k (further investigation required)

**Capital Renewals Infrastructure**

- Spend to date is \$97k against a budget of \$125k

**Capital Projects:**

- There is no spend for the 12 month period ending 30<sup>th</sup> June 2017

For further details relating to the expenditure of \$187.7k please refer to the transaction details as provided within the Financial report for June 2017

**Debtors:** As at 31<sup>st</sup> May 2017 totalled \$90,295.10 with;

- Current at \$87,929.45 and
- Arrears at \$2,365.65

**Debtors:** As at 30<sup>th</sup> July 2017 totalled \$2,760.95 with;

- Current at \$ Nil and
- Arrears at \$2,760.95

**For further details on Debtors please see page # 14**

**Water Usage / Supplied Statistics**

Attached are 2 new reports

The first report covers the "Water Statistics" for the full year ending 30 June 2017 along with the last 3 months (April 2016 to June 2016) These statistics show a consistent usage/supply trend and are as follows;

- 2017 YTD Actuals = 36,052 m3
- 2017 June Quarter = 35,815 m3
- 2016 June Quarter = 35,306 m3

The second report covers "Operation Expenditure" and shows the individual operation expenses as a cost per m3 of water usage/supplied.

In summary the details are;

- 2017 YTD Actual = \$0.43 per m3
- 2017 YTD Actual = \$0.29 per m3 (adjusted at 65.8%) to reflect actual m3 usage/supplied
- 2017 YTD Budget = \$0.24 per m3 (adjusted at 65.8%) to reflect actual m3 usage/supplied

Andrew Sargent

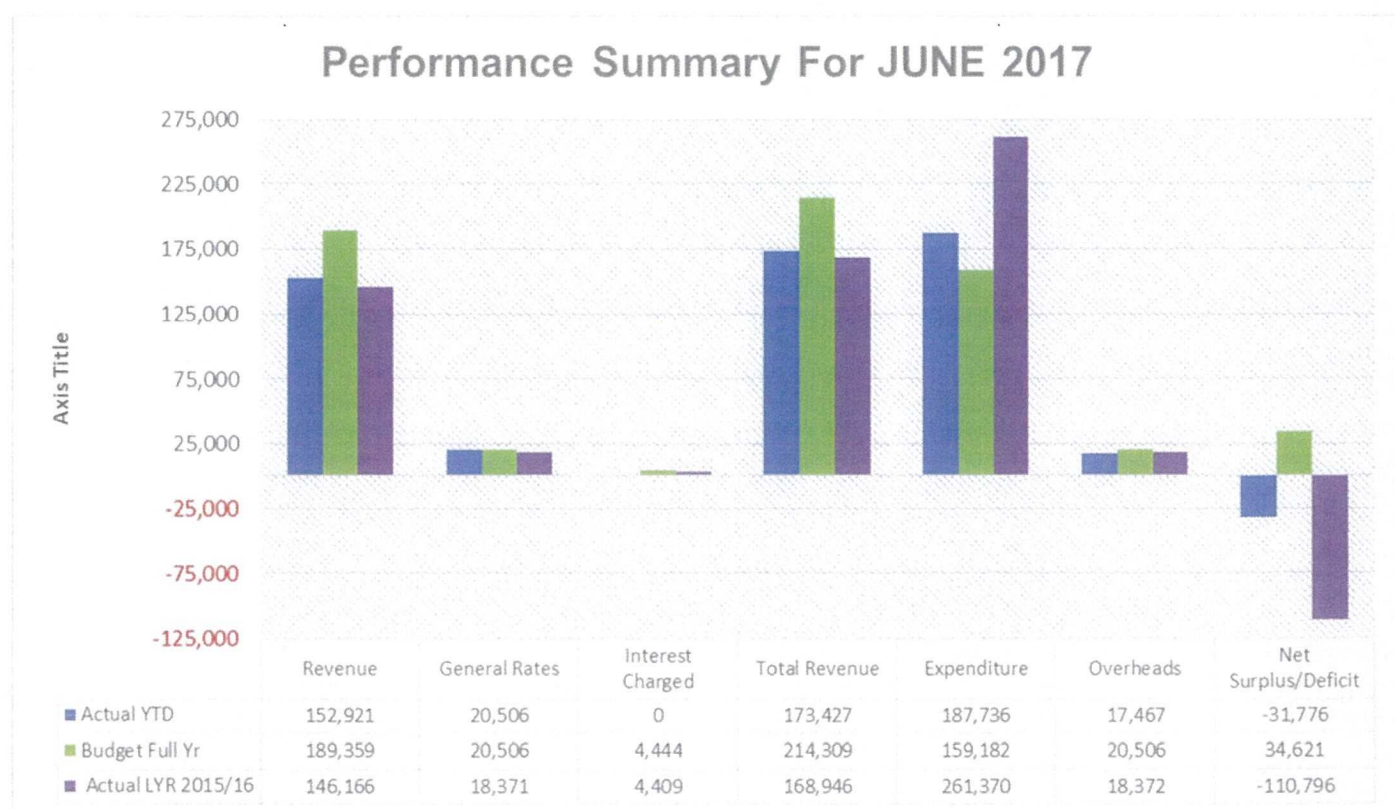
31<sup>st</sup> July 2017

Management & Project Accountant

**EREWHON RURAL WATER SUPPLY FINANCIAL STATEMENTS**  
**STATEMENT OF FINANCIAL PERFORMANCE SUMMARY**  
As at 30 June 2017

**Performance Summary**

	Actual YTD	Budget Full Yr	Actual LYR 2015/16
Revenue	152,921	189,359	146,166
General Rates	20,506	20,506	18,371
Interest Charged	0	4,444	4,409
<b>Total Revenue</b>	<b>173,427</b>	<b>214,309</b>	<b>168,946</b>
Expenditure	187,736	159,182	261,370
Overheads	17,467	20,506	18,372
<b>Net Surplus/Deficit</b>	<b>-31,776</b>	<b>34,621</b>	<b>-110,796</b>



**EREWHON RURAL WATER SUPPLY FINANCIAL STATEMENTS**  
**STATEMENT OF FINANCIAL PERFORMANCE**  
As at 30 June 2017

Note		Actual YTD \$	Budget Full Yr \$	Actual LYR 2015/16 \$
	<b><u>Income</u></b>			
	60616142 Metered Supply Charges	152,921	189,359	146,166
<u>1</u>	<b>Total Revenue</b>	<b>152,921</b>	<b>189,359</b>	<b>146,166</b>
	<b><u>Apportioned Rates Revenue</u></b>			
	6061680801 General Rates	20,506	20,506	18,371
	6061680901 Interest Charged Rate A/C	0	4,444	4,409
<u>2</u>	<b>Total Apportioned Rates Revenue</b>	<b>20,506</b>	<b>24,950</b>	<b>22,780</b>
	<b><u>Expenditure</u></b>			
	6061634301 Phone rentals	566	1,038	522
	6061634302 Phone Tolls	0		0
	60616344 Postage	0		0
	60616406 Erehwon W/Board Lease	5,109	3,110	2,541
	6061656208 Depreciation - Infrastructure	90,604	90,604	54,150
	60616565 Insurance	6,225	3,943	2,523
	6061656608 Loss on Sale - Infrastructure	0		121,131
	6061656702 Rates - Utility	4,369	10,686	6,969
	6061663001 MDC Professional Services	0	5,188	0
	6061663002 MDC Charges - PSU	3,901	0	795
	6061663004 MDC Charges - Treatment	0		1,600
	6061668101 Operational Costs Principal Contractor	0	41,500	0
	6061668102 Operational Costs External Contractor	67,763		62,313
	60616692 External contractor	7,246		7,694
	60616697 Resource Consents	1,219	2,075	1,132
	60616699 Materials	734	1,038	0
<u>3</u>	<b>Total Expenditure</b>	<b>187,736</b>	<b>159,182</b>	<b>261,370</b>
	<b><u>Internal Charges</u></b>			
	606161791100 Allocated o/heads CEO	2,860	2,648	2,727
	606161792100 Allocated o/heads Fin Services	8,642	9,406	8,728
	606161792500 Allocated o/heads Stat Plannin	3,547	4,681	3,980
	606161794100 Allocated o/heads Cust Service	234	258	238
	606161795100 Allocated o/heads Assets	2,184	3,513	2,698
	<b>Total Overhead Expenditure</b>	<b>17,467</b>	<b>20,506</b>	<b>18,372</b>
<u>4</u>	<b>Net Surplus/Deficit</b>	<b>-31,776</b>	<b>34,621</b>	<b>-110,797</b>

**EREWHON RURAL WATER SUPPLY FINANCIAL STATEMENTS**  
**STATEMENT OF FINANCIAL POSITION**  
**As at 30 June 2017**

	Actual YTD \$	Budget Full Yr \$
<b>5 Capital Projects</b>		
<b>Capital - Renewals Infrastructure</b>		
6061676201 Erewhon Reticulation - contrac	94,963	125,224
6061676205 MDC Charges - PSU Retic	1,767	0
<b>Net Projects      Total Capital - Renewals Infrastructure</b>	<b>96,731</b>	<b>125,224</b>
<b>Equity</b>		
60616966 EREWHON RWS-Reval Reserve	216,515	
60616990 Public Equity Erewhon Water	3,029,955	0
<b>Total Non Current Assets</b>	<b>3,246,470</b>	<b>0</b>
<b>6</b>		
Net Surplus	-31,776	34,621
Working Capital	-30,694	90,603
<b>Total Equity</b>	<b>3,184,001</b>	<b>125,224</b>
<b>Non Current Assets</b>		
60616878 Infrastructure	-90,604	
60616886 Water Supply Schemes	3,436,683	
6061688601 Provision for depeciation	-258,809	
Net Projects	96,731	125,224
<b>Total Non Current Assets</b>	<b>3,184,001</b>	<b>125,224</b>
<b>Non Current Liabilities</b>	<b>0</b>	<b>0</b>
<b>Net Assets</b>	<b>3,184,001</b>	<b>125,224</b>

**EREWHON RURAL WATER SUPPLY FINANCIAL STATEMENTS**

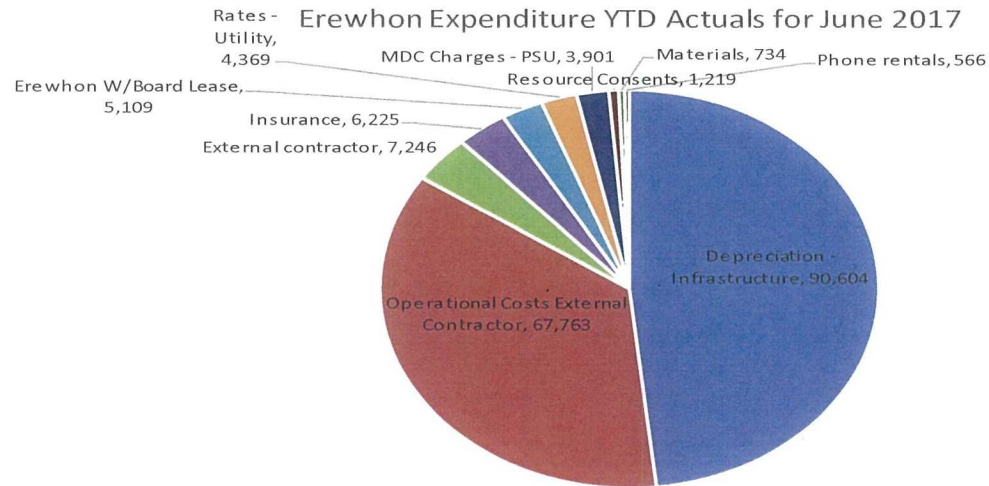
For the period ended

As at 30 June 2017

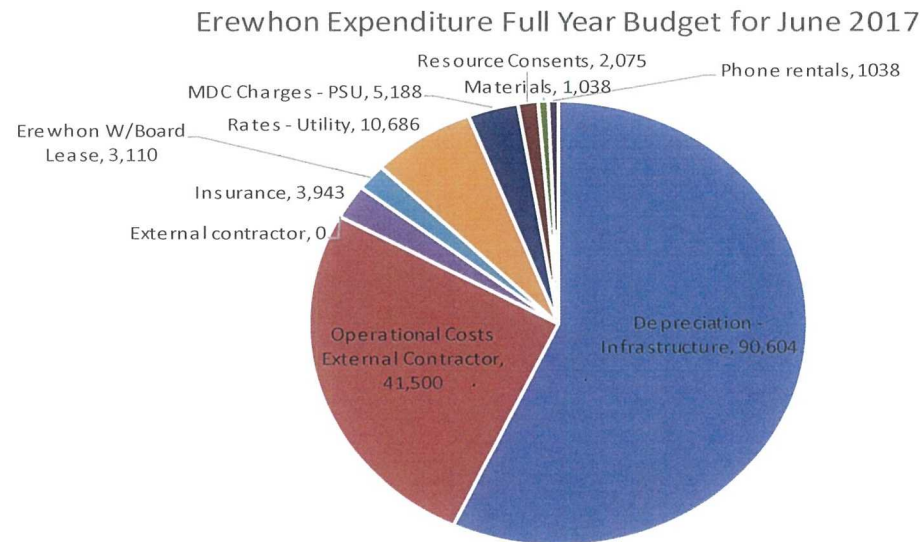
	YTD Actual 2016/17	FYR Budget 2015/16
<b>Revenue</b>		
Operating revenue		
General rates	20,506	20,506
Metered Supply Charge	152,921	189,359
Interest received** (See note below)	0	4,444
<b>Total revenue</b>	<b>173,427</b>	<b>214,309</b>
<b>Expenses</b>		
Operating expenses	187,736	159,182
Overheads	17,467	20,506
Interest paid		
Add back non-cash items (Depreciation)	-90,604	-90,604
	114,599	89,084
<b>Net cash surplus from operating</b>	<b>58,828</b>	<b>125,225</b>
<b>Capital items</b>		
Capital expenditure	96,731	125,225
Loan repayments		
Total capital	96,731	125,225
<b>Net cash surplus(deficit)</b>	<b>-37,903</b>	<b>0</b>
<b>Notional bank account</b>		
Opening balance 1 July 2016	68,596	-90,604
Cash surplus(deficit) above	-37,903	0
<b>Closing balance / (Working Capital)</b>	<b>30,693</b>	<b>-90,604</b>
Net Surplus	-31,776	34,621
Add back depn	90,604	90,604
	58,828	125,225
Less Net Projects	-96,731	-125,224
Cash surplus (deficit) above	-37,903	0
Opening Balance	68,596	-90,604
	30,693	-90,604



Description	YTD Actuals
Depreciation - Infrastructure	90,604
Operational Costs External Contractor	67,763
External contractor	7,246
Insurance	6,225
Erewhon W/Board Lease	5,109
Rates - Utility	4,369
MDC Charges - PSU	3,901
Resource Consents	1,219
Materials	734
Phone rentals	566
	<b>154,007</b>



Description	Full Yr. Bdgt
Depreciation - Infrastructure	90,604
Operational Costs External Contractor	41,500
External contractor	0
Insurance	3,943
Erewhon W/Board Lease	3,110
Rates - Utility	10,686
MDC Charges - PSU	5,188
Resource Consents	2,075
Materials	1,038
Phone rentals	1038
	<b>159,182</b>



**EREWHON RURAL WATER SUPPLY FINANCIAL STATEMENTS**  
**EXPENDITURE SUMMARY**  
 As at 30 June 2017

Sum of Value	Month	↓↑													
Account Description	Account code	↓	Jul-16	Aug-16	Sep-16	Oct-16	Nov-16	Dec-16	Jan-17	Feb-17	Mar-17	Apr-17	May-17	Jun-17	Grand Total
☐ Depreciation - Infrastructure	6061656208		7,550	7,550	7,550	7,550	7,550	7,550	7,550	7,550	7,550	7,550	7,550	7,550	90,604
☐ Erehwon W/Board Lease	60616406		2,544								1,272			1,294	5,109
☐ Insurance	60616565		145	145	145	211								5,579	6,225
☐ MDC Charges - PSU	6061663002			1,148	246	0	492		328			714	153	820	3,901
☐ Operational Costs - Contractors External	6061668102		4,663	9,536	991	1,856	11,457	2,979	5,529	4,878	11,964	4,223	6,501	3,187	67,763
☐ Rates - Utility	6061656702			1,241	472	1,713								943	4,369
☐ Resource Consents	60616697								1,186					33	1,219
☐ Telephone Costs	6061634301		46		47	94					236	48	48	48	566
☐ External contractor	60616692										7,246				7,246
☐ Materials	60616699											709		24	734
<b>Grand Total</b>			<b>14,948</b>	<b>19,621</b>	<b>9,451</b>	<b>11,425</b>	<b>19,499</b>	<b>10,529</b>	<b>14,593</b>	<b>12,428</b>	<b>28,267</b>	<b>13,244</b>	<b>14,252</b>	<b>19,478</b>	<b>187,736</b>

**EREWHON RURAL WATER SUPPLY FINANCIAL STATEMENTS**  
**EXPENDITURE SUMMARY - TRANSACTIONS**  
As at 30 June 2017

Account Description	Account code	Month	Transaction description	Sum of Value
Depreciation - Infrastructure	6061656208	Jul-16	Depn Infrastructure	7,550
		Aug-16	Depn Infrastructure	7,550
		Sep-16	Depn Infrastructure	7,550
		Oct-16	Depn Infrastructure	7,550
		Nov-16	Depn Infrastructure	7,550
		Dec-16	Depn Infrastructure	7,550
		Jan-17	Depn Infrastructure	7,550
		Feb-17	Depn Infrastructure	10,045
			Reverse JNLGLMAR5135	-10,045
		Mar-17	Depn Infrastructure	7,550
		Apr-17	Depn Infrastructure	7,550
		Jun-17	Depn Infrastructure	15,101
			60616990 GLJUL6679	-7,550
			60616990 GLJUL6860	90,604
			Reverse Infrastructure Depreciation	-90,604
		May-17	Depn Infrastructure	7,550
				90,604
Erewhon W/Board Lease	60616406	Jul-16	AP Aorangi Awarua 110516/01 Lease Jul/Aug/Sep/Oct/Nov/Dec-Erewhon	2,544
		Mar-17	AP Aorangi Awarua 113739/01 Erewhon Lease - Oct, Nov, Dec 2016	1,272
		Jun-17	AP Aorangi Awarua 114113/01 Erewhon Lease - Apr, May, June 2017	1,294
				5,109
Insurance	60616565	Jul-16	Aon Insurance	9
			AP LAPP 109600/06 Annual Contribution 2016/17- Erewhon	
			Prepayments PPMTS - Annual Lapp Contribution Insurance	136
		Aug-16	Insurance Aon	9
			Prepayments PPMTS - Annual Lapp Contribution Insurance	136
		Sep-16	Insurance Aon	9
			PREPAYMENTS	136
		Oct-16	PREPAYMENTS	211
		Jun-17	Allocate Insurance Prepayment over year	1,154
			Aon Insurance Prepayment	4,424
				6,225
MDC Charges - PSU	6061663002	Aug-16	REV'd	1,148
			MDC STAFF HOURS AUGUST 16	-1,148
		Sep-16	MDC STAFF HOURS SEPTEMBER 16	1,148
		Oct-16	MDC Staff Hours November	246
			Reversal MDC Nov processed in Oct.16 Mth	492
		Nov-16	MDC Staff Hours November	-492
		Jan-17	MDC Staff Hours Jan. 17 Allocation	492
			MDC Staff Hours Feb. 17 Allocation	164
		Apr-17	MDC Staff Hours Apr. 17 Allocation	164
		Jun-17	60616990 GLJUL6557	714
			MDC Charge out June 17	-820
		May-17	MDC Staff Hours May.17 Allocation	1,640
				153
				3,901



**EREWHON RURAL WATER SUPPLY FINANCIAL STATEMENTS**  
**EXPENDITURE SUMMARY - TRANSACTIONS**  
As at 30 June 2017

0018

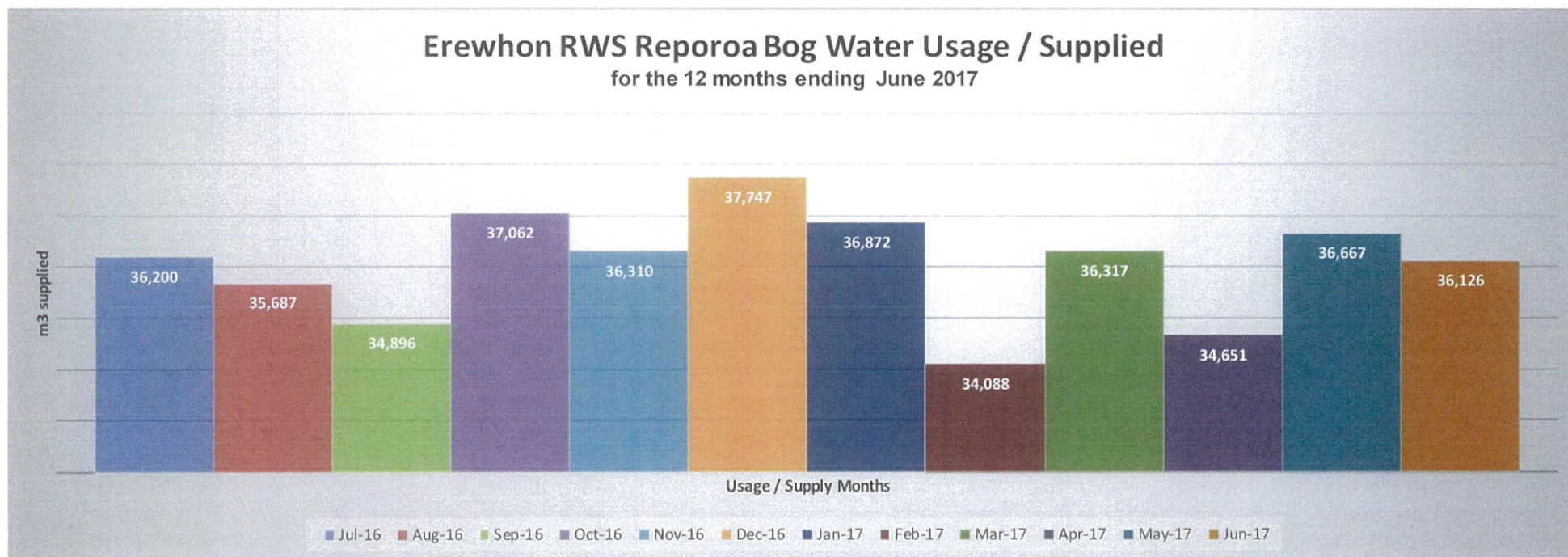
Account Description	Account code	Month	Transaction description	Sum of Value
⊕ Depreciation - Infrastructure				90,604
⊕ Erehwon W/Board Lease				5,109
⊕ Insurance				6,225
⊕ MDC Charges - PSU				3,901
⊖ Operational Costs - Contractors External	6061668102			
		Jul-16	AP Taihape Plumbin 110217/01 Travel to Marton to work with James Torrie	625
			AP Taihape Plumbin 110217/02 Mainline at Thompson Tee - drop line to	783
			AP Taihape Plumbin 110217/03 Locate leak and dig up and repair at Kim	801
			AP Taihape Plumbin 110217/04 Fit measuring point at B Duncans tank site	455
			AP Taihape Plumbin 110217/05 Fit new marac at B Duncan valve box	206
			AP Taihape Plumbin 110217/06 Fit measuring point at Kara Wipakis tank site	594
			AP Taihape Plumbin 110217/07 Anstiss tank site, to fit new marrack valve	200
			AP Taihape Plumbin 110218/01 Carry out monthly check	999
		Aug-16	AP Taihape Plumbin 110483/01 No water at Kara Wipakis, check flows	1,825
			AP Taihape Plumbin 110483/04 Start of nine monthly checks to run lines che	7,710
		Sep-16	AP Taihape Plumbin 110217/08 Carry out monthly check	991
		Oct-16	AP Taihape Plumbin 110217/09 Carry out monthly check October	943
			AP Taihape Plumbin 111389/01 Jock Strattons tank site fit new measuring po	914
		Nov-16	AP Taihape Plumbin 111757/01 Make and fit new valve box - Mangaohane Stati	405
			AP Taihape Plumbin 111757/02 Drop Weir/clean screen remove weeds Erehwon s	851
			AP Taihape Plumbin 111757/03 locate and repair leak in valve box east Moaw	652
			AP Taihape Plumbin 111757/04 drop main dig 7repair broken pipe Erehwon sch	911
			AP Taihape Plumbin 111757/05 dig up main tank at Magaohane -Erehwon work	1,330
			AP Taihape Plumbin 111758/01 Erehwon Water Scheme 12 monthly check	7,308
		Dec-16	AP Taihape Plumbin 110217/10 Carry out monthly check December	731
			AP Taihape Plumbin 112059/01 Locate & repair leak in 100mm steel main on	1,030
			AP Taihape Plumbin 112059/02 No water at Len Gilberts Britton tank	169
			AP Taihape Plumbin 112059/03 No water at Jock Strattons	1,049
		Jan-17	AP Taihape Plumbin 112444/01 supply marracs for Thomson T	3,504
			AP Taihape Plumbin 112543/01 monthly checks at Erehwon scheme	1,013
			Accrual Jan Creditors	1,013
		Feb-17	AP Taihape Plumbin 112775/01 Install new 80mm flow meter at rim rocks for	1,886
			AP Taihape Plumbin 112775/02 Rangitikei river pipe bridge load up drop mai	1,397
			AP Taihape Plumbin 112775/03 Mangaohane face - locate dig up and drop main	1,594
		Mar-17	AP Taihape Plumbin 112775/04 Job completed in Feb but needed GPS numbers	879
			Purchase Orders Mar 17	879
			AP Taihape Plumbin 113136/01 Locate ruptured water main at Mangaohane, dig	2,546
			AP Taihape Plumbin 113136/02 Mangaohane tee - dig up flow meter to get	6,665
			AP Taihape Plumbin 110217/11 monthly check Erehwon	995
		Apr-17	Reverse March Purchase Orders	-879
			AP Taihape Plumbin 113572/02 Big hill tee - dig up deep flow meter on main	2,020
			AP Taihape Plumbin 110217/12 Monthly check	998
			AP Taihape Plumbin 113572/01 Kelly Land co - tank site 2 locate leak and a	1,088
			Purchase Orders Apr 17	995
		Jun-17	60616990 CRJUL6746	
			AP Taihape Plumbin 114361/02 Martin Thompsons property at pressure	2,179
			60616990 CRJUL6756	
			AP Taihape Plumbin 110217/13 monthly check Erehwon	1,008
		May-17	Reverse April Purchase Orders	-995
			60616990 CRJUL6603	
			AP Taihape Plumbin 114116/01 6 Monthly checks Erehwon	7,496
			<b>6061668102 Total</b>	<b>67,763</b>

**EREWHON RURAL WATER SUPPLY FINANCIAL STATEMENTS**  
**EXPENDITURE SUMMARY - TRANSACTIONS**  
As at 30 June 2017

Account Description	Account code	Month	Transaction description	Sum of Value
⊕ Depreciation - Infrastructure				90,604
⊕ Erewhon W/Board Lease				5,109
⊕ Insurance				6,225
⊕ MDC Charges - PSU				3,901
⊕ Operational Costs - Contractors External				67,763
⊖ Rates - Utility	6061656702		⊖ Aug-16 RDC Property Rates	1,241
			⊖ Sep-16 Accrue Horizons Rates Properties Prepmts September Qtr	472
			⊖ Oct-16 Horizon Rates	472
			RDC Property Rates	1,241
			⊖ Jun-17 Rates Prepayments 2 Quarters	943
	<b>6061656702 Total</b>			<b>4,369</b>
⊖ Resource Consents	60616697		⊖ Jan-17 AP Horizons Region 112375/01 Annual Rsch Chge-Consent 103986-Erewhon	1,102
			AP Horizons Region 112376/01 Annual Rsch Chge - Consent 103987-Erewhon	84
			⊖ Jun-17 60616990 CRJUL6734	
			AP Horizons Region 114494/03 Compliance Report - Erewhon	33
	<b>60616697 Total</b>			<b>1,219</b>
⊖ Telephone Costs	6061634301		⊖ Jul-16 AP Spark Digital (GR53.13) Administration	46
			⊖ Sep-16 AP Spark Digital (GR54.17) Administration	47
			⊖ Oct-16 AP Spark Digital (GR54.17) Administration	94
			⊖ Mar-17 AP Spark Digital (GR54.17) Administration	47
			AP Spark Digital (GR54.17) Administration Dec16	47
			AP Spark Digital (GR54.17) Administration Jan17	47
			AP Spark Digital (GR54.17) Administration Feb17	47
			AP Spark Digital Administration Mar17	47
			⊖ Apr-17 AP Spark Digital (GR54.71) Administration	48
			⊖ Jun-17 AP Spark Digital (GR54.71) Administration	48
			⊖ May-17 AP Spark Digital (GR54.71) Administration	48
	<b>6061634301 Total</b>			<b>566</b>
⊖ External contractor	60616692		⊖ Mar-17 AP Taihape Plumbin 104271/03 3 monthly checks February 2017	7,246
	<b>60616692 Total</b>			<b>7,246</b>
⊖ Materials	60616699		⊖ Apr-17 AP Humes Pipeline 113020/02 Erewon Rural Scheme	709
			⊖ Jun-17 AP Taihape Enginee 114157/01 Taihape Reticulation	
			60616990 GLJUL6784	
			Accrue for June 17 Creditors-	24
	<b>60616699 Total</b>			<b>734</b>
<b>Grand Total</b>				<b>187,736</b>



### Erewhon RWS Reporoa Bog Water Usage / Supplied for the 12 months ending June 2017



	Jul-16	Aug-16	Sep-16	Oct-16	Nov-16	Dec-16	Jan-17	Feb-17	Mar-17	Apr-17	May-17	Jun-17	Total
Actual as a % of Consent										63.7%	65.0%	65.3%	
Consent	55,800	55,800	54,000	55,800	54,000	55,800	55,800	50,400	55,800	54,000	55,800	54,000	657,000
Water Supplied to:													
Erewhon from Reporoa Bog	36,200	35,687	34,896	37,062	36,310	37,747	36,872	34,088	36,317	34,651	36,667	36,126	432,623
Actual as a % of Consent	64.9%	64.0%	64.6%	66.4%	67.2%	67.6%	66.1%	67.6%	65.1%	64.2%	65.7%	66.9%	65.8%

# Erewhon RWS Daily Water Usage / Supplied Statistics

## Month of April 2017

Date:	Supplied	Consent	Daily %
1/04/2017	1,182	1,800	65.7%
2/04/2017	1,183	1,800	65.7%
3/04/2017	1,182	1,800	65.7%
4/04/2017	1,165	1,800	64.7%
5/04/2017	1,150	1,800	63.9%
6/04/2017	1,148	1,800	63.8%
7/04/2017	1,163	1,800	64.6%
8/04/2017	1,164	1,800	64.7%
9/04/2017	1,159	1,800	64.4%
10/04/2017	1,144	1,800	63.6%
11/04/2017	1,097	1,800	60.9%
12/04/2017	1,120	1,800	62.2%
13/04/2017	1,128	1,800	62.7%
14/04/2017	1,116	1,800	62.0%
15/04/2017	1,132	1,800	62.9%
16/04/2017	1,132	1,800	62.9%
17/04/2017	1,133	1,800	62.9%
18/04/2017	1,132	1,800	62.9%
19/04/2017	1,137	1,800	63.2%
20/04/2017	1,135	1,800	63.1%
21/04/2017	1,131	1,800	62.8%
22/04/2017	1,132	1,800	62.9%
23/04/2017	1,162	1,800	64.6%
24/04/2017	1,161	1,800	64.5%
25/04/2017	1,165	1,800	64.7%
26/04/2017	1,205	1,800	66.9%
27/04/2017	1,201	1,800	66.7%
28/04/2017	1,202	1,800	66.8%
29/04/2017	1,202	1,800	66.8%
30/04/2017	1,188	1,800	66.0%
<b>Total</b>	<b>34,651</b>	<b>54,000</b>	<b>64.2%</b>

## Month of May 2017

Date:	Supplied	Consent	Daily %
1/05/2017	1,183	1,800	65.7%
2/05/2017	1,197	1,800	66.5%
3/05/2017	1,194	1,800	66.3%
4/05/2017	1,190	1,800	66.1%
5/05/2017	1,171	1,800	65.1%
6/05/2017	1,159	1,800	64.4%
7/05/2017	1,164	1,800	64.7%
8/05/2017	1,175	1,800	65.3%
9/05/2017	1,170	1,800	65.0%
10/05/2017	1,171	1,800	65.1%
11/05/2017	1,184	1,800	65.8%
12/05/2017	1,158	1,800	64.3%
13/05/2017	1,169	1,800	64.9%
14/05/2017	1,177	1,800	65.4%
15/05/2017	1,189	1,800	66.1%
16/05/2017	1,189	1,800	66.1%
17/05/2017	1,190	1,800	66.1%
18/05/2017	1,181	1,800	65.6%
19/05/2017	1,174	1,800	65.2%
20/05/2017	1,174	1,800	65.2%
21/05/2017	1,179	1,800	65.5%
22/05/2017	1,185	1,800	65.8%
23/05/2017	1,185	1,800	65.8%
24/05/2017	1,185	1,800	65.8%
25/05/2017	1,187	1,800	65.9%
26/05/2017	1,180	1,800	65.6%
27/05/2017	1,193	1,800	66.3%
28/05/2017	1,197	1,800	66.5%
29/05/2017	1,203	1,800	66.8%
30/05/2017	1,203	1,800	66.8%
31/05/2017	1,211	1,800	67.3%
<b>Total</b>	<b>36,667</b>	<b>55,800</b>	<b>65.7%</b>

## Month of June 2017

Date:	Supplied	Consent	Daily %
1/06/2017	1,209	1,800	67.2%
2/06/2017	1,207	1,800	67.1%
3/06/2017	1,206	1,800	67.0%
4/06/2017	1,206	1,800	67.0%
5/06/2017	1,207	1,800	67.1%
6/06/2017	1,205	1,800	66.9%
7/06/2017	1,204	1,800	66.9%
8/06/2017	1,206	1,800	67.0%
9/06/2017	1,205	1,800	66.9%
10/06/2017	1,207	1,800	67.1%
11/06/2017	1,202	1,800	66.8%
12/06/2017	1,206	1,800	67.0%
13/06/2017	1,207	1,800	67.1%
14/06/2017	1,197	1,800	66.5%
15/06/2017	1,201	1,800	66.7%
16/06/2017	1,203	1,800	66.8%
17/06/2017	1,203	1,800	66.8%
18/06/2017	1,205	1,800	66.9%
19/06/2017	1,204	1,800	66.9%
20/06/2017	1,204	1,800	66.9%
21/06/2017	1,206	1,800	67.0%
22/06/2017	1,207	1,800	67.1%
23/06/2017	1,198	1,800	66.6%
24/06/2017	1,195	1,800	66.4%
25/06/2017	1,193	1,800	66.3%
26/06/2017	1,201	1,800	66.7%
27/06/2017	1,206	1,800	67.0%
28/06/2017	1,205	1,800	66.9%
29/06/2017	1,206	1,800	67.0%
30/06/2017	1,215	1,800	67.5%
<b>Total</b>	<b>36,126</b>	<b>54,000</b>	<b>66.9%</b>

**Erewhon RWS Daily Water Usage / Supplied Statistics****Month of April 2016**

Date:	Supplied	Consent	Daily %
1/04/2016	1,169	1,800	64.9%
2/04/2016	1,167	1,800	64.8%
3/04/2016	1,164	1,800	64.7%
4/04/2016	1,166	1,800	64.8%
5/04/2016	1,167	1,800	64.8%
6/04/2016	1,167	1,800	64.8%
7/04/2016	1,159	1,800	64.4%
8/04/2016	1,159	1,800	64.4%
9/04/2016	1,156	1,800	64.2%
10/04/2016	1,150	1,800	63.9%
11/04/2016	1,148	1,800	63.8%
12/04/2016	1,153	1,800	64.1%
13/04/2016	1,151	1,800	63.9%
14/04/2016	1,152	1,800	64.0%
15/04/2016	1,153	1,800	64.1%
16/04/2016	1,145	1,800	63.6%
17/04/2016	1,022	1,800	56.8%
18/04/2016	994	1,800	55.2%
19/04/2016	1,172	1,800	65.1%
20/04/2016	1,153	1,800	64.1%
21/04/2016	1,155	1,800	64.2%
22/04/2016	1,155	1,800	64.2%
23/04/2016	1,157	1,800	64.3%
24/04/2016	1,152	1,800	64.0%
25/04/2016	1,159	1,800	64.4%
26/04/2016	1,165	1,800	64.7%
27/04/2016	1,146	1,800	63.7%
28/04/2016	1,137	1,800	63.2%
29/04/2016	1,164	1,800	64.7%
30/04/2016	1,162	1,800	64.6%
<b>Total</b>	<b>34,419</b>	<b>54,000</b>	<b>63.7%</b>

**Month of May 2016**

Date:	Supplied	Consent	Daily %
1/05/2016	1,167	1,800	64.8%
2/05/2016	1,175	1,800	65.3%
3/05/2016	1,171	1,800	65.1%
4/05/2016	1,163	1,800	64.6%
5/05/2016	1,162	1,800	64.6%
6/05/2016	1,160	1,800	64.4%
7/05/2016	1,164	1,800	64.7%
8/05/2016	1,163	1,800	64.6%
9/05/2016	1,164	1,800	64.7%
10/05/2016	1,163	1,800	64.6%
11/05/2016	1,164	1,800	64.7%
12/05/2016	1,164	1,800	64.7%
13/05/2016	1,164	1,800	64.7%
14/05/2016	1,162	1,800	64.6%
15/05/2016	1,165	1,800	64.7%
16/05/2016	1,163	1,800	64.6%
17/05/2016	1,179	1,800	65.5%
18/05/2016	1,169	1,800	64.9%
19/05/2016	1,158	1,800	64.3%
20/05/2016	1,152	1,800	64.0%
21/05/2016	1,154	1,800	64.1%
22/05/2016	1,190	1,800	66.1%
23/05/2016	1,214	1,800	67.4%
24/05/2016	1,161	1,800	64.5%
25/05/2016	1,149	1,800	63.8%
26/05/2016	1,161	1,800	64.5%
27/05/2016	1,185	1,800	65.8%
28/05/2016	1,187	1,800	65.9%
29/05/2016	1,182	1,800	65.7%
30/05/2016	1,187	1,800	65.9%
31/05/2016	1,185	1,800	65.8%
<b>Total</b>	<b>36,247</b>	<b>55,800</b>	<b>65.0%</b>

**Month of June 2016**

Date:	Supplied	Consent	Daily %
1/06/2016	1,187	1,800	65.9%
2/06/2016	1,182	1,800	65.7%
3/06/2016	1,187	1,800	65.9%
4/06/2016	1,164	1,800	64.7%
5/06/2016	1,165	1,800	64.7%
6/06/2016	1,181	1,800	65.6%
7/06/2016	1,189	1,800	66.1%
8/06/2016	1,190	1,800	66.1%
9/06/2016	1,184	1,800	65.8%
10/06/2016	1,183	1,800	65.7%
11/06/2016	1,181	1,800	65.6%
12/06/2016	1,182	1,800	65.7%
13/06/2016	1,176	1,800	65.3%
14/06/2016	1,183	1,800	65.7%
15/06/2016	1,176	1,800	65.3%
16/06/2016	1,158	1,800	64.3%
17/06/2016	1,168	1,800	64.9%
18/06/2016	1,189	1,800	66.1%
19/06/2016	1,176	1,800	65.3%
20/06/2016	1,170	1,800	65.0%
21/06/2016	1,170	1,800	65.0%
22/06/2016	1,176	1,800	65.3%
23/06/2016	1,174	1,800	65.2%
24/06/2016	1,173	1,800	65.2%
25/06/2016	1,166	1,800	64.8%
26/06/2016	1,163	1,800	64.6%
27/06/2016	1,173	1,800	65.2%
28/06/2016	1,170	1,800	65.0%
29/06/2016	1,160	1,800	64.4%
30/06/2016	1,156	1,800	64.2%
<b>Total</b>	<b>35,252</b>	<b>54,000</b>	<b>65.3%</b>



YTD Months: = 12      12      12  
 m3 Consent Usage      657,000      657,000  
    100.0%

m3 Water Usage/Supplied      432,623  
    65.8%

**Operational Expenditure**

	Actual YTD	Budget YTD	Last Year Full Yr.
Phone rentals	566	1,038	522
Phone Tolls	0	0	0
Postage	0	0	0
Erewhon W/Board Lease	5,109	3,110	2,541
Depreciation - Infrastructure	90,604	90,604	54,150
Insurance	6,225	3,943	2,523
Loss on Sale - Infrastructure	0	0	121,131
Rates - Utility	4,369	10,686	6,969
MDC Professional Services	0	5,188	0
MDC Charges - PSU	3,901	0	795
MDC Charges - Treatment	0	0	1,600
Operational Costs Principal Contractor	0	0	0
Operational Costs External Contractor	67,763	41,500	62,313
External contractor	7,246	0	7,694
Resource Consents	1,219	2,075	1,132
Materials	734	1,038	0
<b><u>Total</u></b>	<b><u>187,736</u></b>	<b><u>159,182</u></b>	<b><u>261,370</u></b>

**Cost per m3 Water Usage/Supplied**

Actual YTD	at 65.7%	Budget YTD	Difference
\$0.00	\$0.00	\$0.00	-\$0.00
\$0.00	\$0.00	\$0.00	\$0.00
\$0.00	\$0.00	\$0.00	\$0.00
\$0.01	\$0.01	\$0.00	\$0.00
\$0.21	\$0.14	\$0.14	-\$0.00
\$0.01	\$0.01	\$0.01	\$0.00
\$0.00	\$0.00	\$0.00	\$0.00
\$0.01	\$0.01	\$0.02	-\$0.01
\$0.00	\$0.00	\$0.01	-\$0.01
\$0.01	\$0.01	\$0.00	\$0.01
\$0.00	\$0.00	\$0.00	\$0.00
\$0.00	\$0.00	\$0.00	\$0.00
\$0.16	\$0.10	\$0.06	\$0.04
\$0.02	\$0.01	\$0.00	\$0.01
\$0.00	\$0.00	\$0.00	-\$0.00
\$0.00	\$0.00	\$0.00	-\$0.00
<b><u>\$0.43</u></b>	<b><u>\$0.29</u></b>	<b><u>\$0.24</u></b>	<b><u>\$0.04</u></b>

at 65.8% = \$0.29  
 Difference = \$0.04

## Erewhon RWS Debtors - Dues for shown periods

Debtor Arrears @ 30/07/2017	
	\$2,760.95

Billing Location	Name	Account	1-30 Days	31-60 Days	61-90 Days	91+ Days
Erewhon RWS	Thompson William Wiremu	150321000	0.00	2,021.65	0.00	0.00
	Cashell Marina	150317000	0.00	739.30	0.00	0.00
Erewhon RWS Total			0.00	2,760.95	0.00	0.00
Grand Total			\$0.00	\$2,760.95	\$0.00	\$0.00

Debtor Arrears @ 31/05/2017	
	\$2,365.65

Billing Location	Name	Account	1-30 Days	31-60 Days	61-90 Days	91+ Days
Erewhon RWS	Hennah Amy	150300000	2,365.65	0.00	0.00	2,365.65
	Pokaka Land Co Ltd	150316000	2,661.70	0.00	0.00	0.00
	Thompson William Wiremu	150321000	2,021.65	0.00	0.00	0.00
	Hiwera Estates Ltd	150306000	2,070.15	0.00	0.00	0.00
	Kaiangaroa Pastoral Ltd	150301000	4,879.65	0.00	0.00	0.00
		150325000	1,034.80	0.00	0.00	0.00
	Batley John Robert Whiti	150302000	1,700.50	0.00	0.00	0.00
	Moore Gary Thomas	150303000	4,510.55	0.00	0.00	0.00
	Batley R O Family Trust	150304000	4,905.85	0.00	0.00	0.00
	Bird John Patrick	150305000	1,354.25	0.00	0.00	0.00
	Duncan John Andrew	150307000	3,031.35	0.00	0.00	0.00
	Matuku Land Co Ltd	150308000	3,031.35	0.00	0.00	0.00
	Gilbert John William Edward	150309000	1,848.25	0.00	0.00	0.00
	Gilbert Leonard John	150310000	3,087.85	0.00	0.00	0.00
		150318000	378.20	0.00	0.00	0.00
	Mark Chrystall	150311000	2,661.70	0.00	0.00	0.00
	Maata Kotahi Partnership	150312000	4,288.05	0.00	0.00	0.00
	Meadow Hills Ltd	150313000	20,946.90	0.00	0.00	0.00
	Cashell Marina	150314000	3,548.75	0.00	0.00	0.00
		150317000	739.30	0.00	0.00	0.00
	The Motukawa Land Co Ltd	150315000	8,427.85	0.00	0.00	0.00
	Gilbert Bruce Richard	150319000	813.45	0.00	0.00	0.00
	Stratton John Charles	150320000	1,130.05	0.00	0.00	0.00
	Wipaki Tama	150322000	961.20	0.00	0.00	0.00
	Pukekaka Station Ltd	150323000	813.45	0.00	0.00	0.00
	Thomas Barry Colin	150324000	1,330.85	0.00	0.00	0.00
	Wipaki Kara	150326000	3,031.35	0.00	0.00	0.00
		150327000	354.80	0.00	0.00	0.00
Erewhon RWS Total			87,929.45	0.00	0.00	2,365.65



## Rural Water Supply Policy<sup>1</sup>

Refer to Delegated Authority of Rural Water Supply Sub-Committees.

### 1 Purpose

The Rural Water Supply Policy explains how the Rangitikei District Council operates and manages the Erewhon, Hunterville and Omatane Rural Water Schemes and any subsequent rural water schemes constructed and managed by the Council. It outlines how the schemes function and should be read in conjunction with the delegated authority of the Erewhon, Hunterville and Omatane Rural Water Supply Management Sub-Committees.

### 2 Agreement for Supply

- 2.1 The consumer shall enter into an agreement with such conditions as Council may require in relation to the supply of water.
- 2.2 No property shall connect to or be served by the rural water supply, until application has been made and approved and an agreement entered into.

### 3 Application for Supply

- 3.1 No new connections will be made until the appropriate connection fee has been paid in full. This application fee shall be at least equal to that fee paid by original consumers of the relevant scheme together with compounded interest thereon.
- 3.2 New consumers shall pay a capital contribution for connection to and participation in the scheme.
- 3.3 Applications for an increase in supply will be approved where it is practicable to do so and the appropriate fee has been paid provided that the total quantity supplied does not exceed the property's share of the scheme's capacity.
- 3.4 Decreases in supply will generally only be allowed at the end of each financial year of Council.
- 3.5 The supply to each property shall be as far as practically possible continuous through orifice valves which will provide a constant flow throughout the year into the customer's primary tank(s).
- 3.6 A register shall be kept detailing the points of supply to a consumer, the size of the orifice valve or valves for each supply and the properties and area supplied there from.

### 4 Non-potable Supply

<sup>1</sup> 09/RDC/072



4.1 Rural Water Supplies are non-potable. Water provided is not intended for human consumption. If a property owner wishes the water to be used for human consumption, they must install appropriate treatment within the property at their own cost.

#### **45 Supply Not Guaranteed**

4.15.1 The uninterrupted supply of water is not guaranteed and no allowance or compensation will be made on the account of water not being supplied, whether by accident or for the purpose of scheme construction, extension, or maintenance.

5.2 Each property owner shall provide on their property storage of water. This shall be at their own expense. The amount of storage required shall be set by the relevant Committee.

**Commented [DM1]:** This is the updated wording requested by Omatane Rural Water Supply Sub-committee on 10/5/2017.

Previous wording, requested by Hunterville Rural Water Supply Sub-committee was: "Each property owner shall provide on their property the equivalent of 48 hours storage of water at peak demand for that property. This shall be at their own expense."

Omatane Rural Water Supply does not require consumers to have 48 hours' storage.

#### **56 Waste of Water**

6.1 A person who is supplied with reticulated water by, or on behalf of, a Rural Water Supply must not waste the water or allow it to be wasted.

6.2 Wastage of water is to be reported to a member of the relevant Rural Water Supply Committee or to Council staff as soon as possible.

6.3 If a consumer wilfully or negligently wastes water, the supply to that consumer may be cut-off and stopped at the appropriate point until satisfactory repairs have been made.

#### **67 Property to which Water is Supplied**

##### 6.17.1 Subdivisions

Where any participant's property is subdivided and sold into separate ownership and control, it shall be the responsibility of the owner of the property being subdivided to negotiate with the purchaser(s) of the new lot or lots, an agreement concerning the participation of those lots in the Scheme and such agreement will be subject to Council approval. ~~Such approval will not, however, be unreasonably withheld.~~ New scheme mains and/or tank installation, if any, shall be at the expense of the property owner or purchaser.

##### 6.27.2 Whole of a Property to be a Part of the Scheme

The whole of any participant's property shall be included in the Scheme and all capital contribution quantity of water supplied and operating costs shall be determined having regard to the total area and stock carrying capacity of the whole property unless determined otherwise by Council.

##### 6.37.3 Sale of Participant Property

Where a participant property is sold to the owner of an adjoining non-participant property and the two properties are to be operated as one, the maximum water entitlement shall be limited to the maximum water entitlement of the participant's portion and no water shall be piped or transported across the boundary between the participating and non-participating portions of the total area without Council approval.

~~6.47.4~~ When for any reason a supply of water to a property is no longer required, the owner or occupier shall remain responsible for payment for water supplied unless relief is specifically approved by Council.

#### ~~7.8~~ **Water Charges**

~~7.18.1~~ Water charges shall be set and may prescribe a scale of charges, which may differ from those in any rural water supply, or differ from subdivisions (if any) within the same rural water supply.

The charges shall:

- a. Fix an annual charge per unit. The value of this charge shall be referred to as the 'unit charge' and shall apply to all supply sites.
- b. Fix a charge per cubic meter for water metered and sold in bulk. Unless specifically fixed, the value of this rate shall be taken as one hundredth of the unit-charge and shall apply to all water supplied other than to supply sites.
- c. Fix other charges for water supplied, or connections made whether to a consumer or not, under such conditions and at such rate as from time to time determined.
- d. Fix a charge for the provision of an additional supply site for an existing customer. Unless determined otherwise, the value of this new supply site charge shall be taken as equal to the unit-charge. In addition, to such charges the consumer concerned shall also bear the full cost of all materials, plant, and labour used to establish the new supply-site, including the cost of providing any necessary pipeline additions or modifications.
- e. Fix a charge for increasing the constant-flow-valve size.
- f. Fix a charge for decreasing the size of the constant-flow-valve.
- g. Fix a charge for the connection of a new consumer.

In addition to these charges the new consumer shall also bear the full or part cost of all materials and labour and engineering and overheads used to establish the

new supply-site(s) including the cost of all rural water supply additions or modifications necessary as may be determined by Council.

Where any consumer becomes liable to a charge for a supply of water, after the start of the water year, the consumer shall pay for the first year a proportion of the annual charges equivalent to the number of complete months during which water has been supplied.

7.28.2 Water supplied to a non-rateable property in the District shall be by orifice-valve size and charged at such rates as may from time to time be fixed by Council or as may be agreed on with any person receiving that supply. Minimum charges for such extraordinary supply may likewise be specified.

## **89 Damage**

8.19.1 Council will not be responsible for any damage that may in any way arise from the bursting or overflow of any rural water supply, or private water reticulation.

8.29.2 If a property owner causes accidental damage to a rural water supply pipe by any action the owner may be held liable for the cost of the repair.

9.3 Each property owner is liable for the maintenance of adequate insulation and protection for the constant flow valve and pipeline connection between the valve and the primary tank(s) against damage due to weather, stock, etc.

8.39.4 Property owners and occupiers must allow reasonable access for operation and maintenance of the Rural Water Supply to persons engaged for such.