Rangitikei District Council
Telephone: 06 327-0099
Facsimile: 06 327-6970

Finance/Performance Committee Meeting

Order Paper

Thursday, 27 August 2015, 9.30 am

Council Chamber, Rangitikei District Council
46 High Street, Marton

Website: www.rangitikei.govt.nz **Email: info@rangitikei.govt.nz**

Chair
His Worship the Mayor, Andy Watson

Deputy Chair
Cr Nigel Belsham

Membership
Councillors Cath Ash, Tim Harris, Dean McManaway, Rebecca McNeil, Soraya Peke-Mason, Ruth Rainey and Lynne Sheridan

Please Note: Items in this agenda may be subject to amendments or withdrawal at the meeting. It is recommended therefore that items not be reported upon until after adoption by the Council. Reporters who do not attend the meeting are requested to seek confirmation of the agenda material or proceedings of the meeting from the Chief Executive prior to any media reports being filed.

Rangitikei District Council

Finance/Performance Committee Meeting

0rder Paper – Thursday 27 August 2015 – 9:30 a.m.

Contents

1	Welcome	2	
2	Council Prayer	2	
3	Apologies/leave of absence	2	
4	Confirmation of order of business	2	
5	Confirmation of Minutes	2	Attachment 1, pages 7-13
6	Chair's report	2	*Tabled*
7	Consideration of applications to Community Initiatives Fund 2015/16 (round 1)	2	Attachment 2, pages 14-124
8	Consideration of applications to Events Sponsorship Scheme 2015/16 (round 1)	3	Attachment 3, pages 125-144
9	Financial report – draft full year 2014/15	4	Attachment 4, pages 145-165
10	Discounted rates at the waste transfer stations for pensioners	4	Attachment 5, pages 166-167
11	Application of rates remission policy for land affected by natural calamity – June 2015 rainfall event – suggested criteria	5	Attachment 6, pages 168-169
12	Late Items	5	
13	Future Items for the agenda	5	
14	Next meeting	5	
15	Meeting closed	5	

The quorum for the Finance/Performance Committee is 5

At its meeting of 28 October 2010 Council resolved that 'The quorum at any meeting of a standing committee or sub-committee of the Council (including Te Roopu Ahi Kaa, the Community Committees, the Reserve Management Committees and the Rural Water Supply Management Sub-committees) is that required for a meeting of the local authority in SO 2.4.3 and 3.4.3.'

1 Welcome

2 Council Prayer

3 Apologies/leave of absence

4 Confirmation of order of business

That, taking into account the explanation provided why the item is not on the meeting agenda and why the discussion of the item cannot be delayed until a subsequent meeting, ... be dealt with as a late item at this meeting.

5 Confirmation of Minutes

Recommendation

That the Minutes of the Finance/Performance Committee meeting held on 30 July 2015 be taken as read and verified as an accurate and correct record of the meeting.

6 Chair's report

A report will be tabled at the meeting

File ref: 3-CT-14-1

Recommendation

That the Chair's report to the Finance/Performance Committee meeting on 27 August 2015 be received.

7 Consideration of applications to Community Initiatives Fund 2015/16 (round 1)

A report is attached. The applications have been separately distributed (together, for Committee members only, scoring sheets).

File ref: 3-GF-8-3

Recommendations:

1. That the report 'Consideration of applications for the Community Initiative Fund 2015/16' be received.

2. That the following Project Report Forms be received:

    - Marton Country Music Festival Inc
    - Turakina Caledonian Society

- Bulls & District Community Trust (Wearable Arts 2014)
- Bulls & District Community Trust (Rangitikei's Got Talent 2014)
- Taihape and Districts A&P Show
- Rangitikei College
- Pukeokahu Hall Committee
- Marton & Districts Historical Society
- Marton & Surrounds ICT Hub Charitable Trust
- Bulls & District Friendship Club Inc.
- Wanganui Area Neighbourhood Support
- Royal New Zealand Plunket Society Manawatu/Wanganui Area Inc
- Rangitikei Shearing Sports

3. That the Finance / Performance Committee considers / does not consider [delete one] the application from Project Marton for a celebratory volunteers event to be sufficiently different from the volunteers tea already part-funded through the MOU arrangements to be eligible for the Community Initiatives Fund.

4. That the Finance / Performance Committee will consider / will not consider [delete one] the application from Mataroa Cemetery Trustees which was received after the closing date of applications.

5. That the Finance / Performance Committee approve the applications, listed below, and disperse the Community Initiatives Fund as outlined to successful applicants.

Royal NZ Plunket Society Manawatu/Whanganui Area	$
Pukeokahu Hall Committee	$
Rangitikei Heritage Group	$
Marton and Surrounds ICT Hub	$
Alzheimer's Disease and Related Disorders Society	$
Wanganui Neighbourhood Support Groups Inc	$
Project Marton Inc	$
Mataroa Cemetery Trustees	$

8 Consideration of applications to Events Sponsorship Scheme 2015/16 (round 1)

A report is attached. The applications have been separately distributed (together, for Committee members only, scoring sheets).

File ref: 3-GF-8-3

Recommendations:

1. That the report 'Consideration of applications to Events Sponsorship Scheme 2015/16 (round 1)' be received

2. That the Finance / Performance Committee authorises $xxxxxx from the Events Sponsorship Scheme to be invested in promotional display materials as outlined in the report 'Consideration of applications for the Events Sponsorship Scheme

2015/16' that the organisers of sponsored events shall use as part of the sponsorship arrangement.

3. That the Finance / Performance Committee considers / does not consider [delete one] the application from Project Marton for sponsorship of the Rangitikei's Got Talent event to be sufficiently different from the Marton's Got Talent event already part-funded through the MOU arrangements to be eligible for the Events Sponsorship Scheme.

4. That the Finance / Performance Committee approve the sponsorship of events listed below, and disperse the Events Sponsorship Scheme as outlined to successful applicants.

Rangitikei Tourism – The Mudder	$
Ratana Maramatanga Sports Club – 90th Anniversary celebration	$
Marton Country Music Festival Inc – Country Music Festival 2016	$
Turakina Caledonian Games Society Inc – Caledonian Games 2016	$
Taihape Shearing Sports Inc – Taihape Shearing Event 2016	$
Rangitikei Shearing Sports – Rangitikei Shearing Event 2016	$
Taihape Area Show Jumping – Taihape Show Jumping Event 2016	$
Hunterville Huntaway Festival – Shemozzle 2015	$
Project Marton Inc – Rangitikei's Got Talent	$

5. That the Finance / Performance Committee set aside $2,450 to pay for MarketView Event Reports associated with the accountability reports for the high profile and high profile/community events sponsored as above.

9 Financial report – draft full year 2014/15

A report is attached.

File ref: 5-FR-4-1

Recommendation

That the report 'Financial report – draft full year 2014/15' be received.

10 Discounted rates at the waste transfer stations for pensioners

A letter from Lorraine Pearson requesting a discount is attached.

The Committee may wish to have trial over a three-month period to gauge the take-up of a concessionary rate and the impact on revenue, as well as understand any complexities in administering the discount. If implemented, people would need to show their Gold Card to claim it.

Recommendation

That the Finance/Performance Committee asks the Chief Executive to thank Lorraine Pearson for her suggestion for discounted rates at the waste transfer stations for pensioners, advising EITHER that it is not practicable to do this OR that Council has agreed to undertake a trial over three months offering a 50% discount on production of the Gold Card, such a trial to be reviewed after two months to assess the take-up, impact on revenue and any administrative issues, to inform a decision whether the discount should continue for a longer period.

11 Application of rates remission policy for land affected by natural calamity – June 2015 rainfall event – suggested criteria

At its meeting on 30 July 2014, the Finance/Performance Committee resolved that the June 2015 rainfall event be deemed to fall within the scope of the Council's rates remission policy for land affected by natural calamity, and that the Chief Executive subsequently provide advice on the criteria to be used for rates remission. Draft criteria are attached for consideration.

File ref: 3-PY-1-18

Recommendations

1. That the suggested criteria for applying Council's rates remission policy for land affected by natural calamity – 20-21 June 2015 extreme rainfall event' be received.

2. That the suggested criteria for applying Council's rates remission policy for land affected by natural calamity – 20-21 June 2015 extreme rainfall event be adopted [as amended/without amendment].

12 Late Items

13 Future Items for the agenda

14 Next meeting

1 October 2015, 9.30am

15 Meeting closed

Attachment 1

Rangitikei District Council

Finance and Performance Committee Meeting

Minutes – Thursday 30 July 2015 – 9:30 a.m.

Contents

1 Welcome 2
2 Council prayer 2
3 Apologies/leave of absence 2
4 Confirmation of order of business 2
5 Confirmation of minutes 2
6 Chair's report 2
7 Financial commentary and progress to finalise accounts to 30 June 2015 3
8 Local Government Funding Agency (LGFA) – membership recommendation 4
9 Queries from Previous Meeting 5
10 Strategic Water – next steps 5
11 Statement of Service Performance – draft full year 5
12 Accountability Pro-formas for the Community Initiatives Fund and the Events Sponsorship Scheme 6
13 Late items 6
14 Future items for the agenda 6
15 Meeting closed 6

Present: His Worship the Mayor, Andy Watson (Chair)
Cr Nigel Belsham
Cr Tim Harris
Cr Rebecca McNeil
Cr Soraya Peke-Mason
Cr Ruth Rainey

Apologies: Cr Cath Ash
Cr Dean McManaway
Cr Lynne Sheridan

Tabled document: **Item 11** Statement of Service Performance 1 July 2014 to 30 June 2015.

Unconfirmed

1 Welcome

His Worship the Mayor welcomed everyone to the meeting.

2 Council prayer

Councillor Harris read the Council prayer.

3 Apologies/leave of absence

That the apologies from Councillors Ash, McManaway and Sheridan be received.

His Worship the Mayor/ Cr Rainey. Carried

4 Confirmation of order of business

His Worship the Mayor informed the Committee that there would be no change to the order of business from that set out in the agenda.

5 Confirmation of minutes

Resolved minute number 15/FPE/032 File Ref

That the minutes of the Finance/Performance Committee for 25 June 2015 be amended to include Councillor Peke-Mason as an apology.

Cr Peke-Mason / Cr Belsham. Carried

Resolved minute number 15/FPE/033 File Ref

That, as amended, the Minutes of the Finance/Performance Committee meeting held on 25 June 2015 be taken as read and verified as an accurate and correct record of the meeting.

Cr Belsham / Cr Rainey. Carried

Unconfirmed

6 Chair's report

His Worship the Mayor spoke to his report. He noted that, even with increased government assistance, there would still be a cost to ratepayers from the damage to roads from the 20-21 June rainfall event. The New Zealand Transport Agency was currently reviewing the cost estimates prepared by the Council's roading team; it was expected that a view on these would be formed within the next fortnight. Although these estimates had considered every slip and dropout, there would be some damage that would become visible only when repairs were undertaken.

The Committee considered whether the Council's rates remission policy for land affected by natural calamity should apply to this event.

Resolved minute number **15/FPE/034** **File Ref** **CT-14-1**

That the Chair's report to the Finance/Performance Committee meeting on 25 June 2015 be received.

His Worship the Mayor / Cr Rainey. Carried

Resolved minute number **15/FPE/035** **File Ref** **CT-14-1**

That the June 2015 rainfall event be deemed to fall within the scope of Council's rate remission policy for land affected by natural calamity and that the Chief Executive subsequently provide advice on the criteria to be used for rates remission.

Cr Belsham / Cr Rainey. Carried

7 Financial commentary and progress to finalise accounts to 30 June 2015

Mr McIrvine spoke to his report, highlighting the intended treatment of damage to the roading network in the Annual Report.

Councillor Peke-Mason left the meeting at 10.21am/10.23am

Resolved minute number **15/FPE/036** **File Ref** **5-FR-4-1**

That the report 'Financial commentary and progress to finalise accounts to 30 June 2015' be received.

Cr McNeil/Cr Peke-Mason. Carried

Unconfirmed

Resolved minute number **15/FPE/037** **File Ref** **5-FR-4-1**

That the Finance/Performance Committee notes the need to consider the capital works programmes for the next two years in light of the June 2015 rainfall event.

His Worship the Mayor / Cr Harris. Carried

8 Local Government Funding Agency (LGFA) – membership recommendation

Mr McIrvine spoke to his memorandum.

Resolved minute number **15/FPE/038** **File Ref** **5-FM-8**

That the memorandum 'Local Government Funding Agency - Membership Recommendation' date 24 July 2015 be received.

Cr Rainey / Cr Peke-Mason. Carried

Resolved minute number **15/FPE/039** **File Ref** **5-FM-8**

That the Council approves 'in principle' membership of the Local Government Funding Agency, noting the process to be followed and costs involved, and that the proposal to join the Agency be consulted on as part of the draft 2016/17 Annual Plan process or at an earlier date determined by Council.

His Worship the Mayor / Cr Rainey. Carried

Resolved minute number **15/FPE/040** **File Ref** **5-FM-8**

That Council does not become a shareholder or guarantor member of the Local Government Funding Agency.

Cr Belsham / Cr McNeil. Carried

Resolved minute number **15/FPE/041** **File Ref** **5-FM-8**

That Council notes that it could have Local Government Funding Agency borrower notes, where from time to time it may place surplus funds with the Agency as noted in the current policy.

Cr Peke-Mason / Cr Harris. Carried

Unconfirmed

9 Queries from Previous Meeting

The analysis of subsidised and unsubsidised roading programmes would be presented to the Committee's September 2015 meeting, as part of a review of funding options taking into account the savings from the new roading contract and the anticipated costs to Council of making good the damage to the local roading network from the rainfall event 20-21 June 2015.

10 Strategic Water – next steps

Mr McNeil gave a verbal update on the next steps to progress the Strategic Water project. He was investigating the feasibility of an alternative or potential rural water scheme for potentially 100 properties north of Marton. The first draft of an application had been reviewed with officials at the Ministry for Primary Industries (MPI), who had confirmed that it met two key tests – extending on-farm irrigation and demonstrating farmer need. Before submitting this draft to Council (potentially at its 27 August 2015 meeting), there would be some refinement, and cost-estimates for the work. Assuming the application is successful, the work will be committed through a tender or other open market process. It would be funded through the Council's economic development budget.

Councillor Harris left the meeting at 10.55am

Resolved minute number **15/FPE/042** **File Ref**

That the verbal update on Strategic water – next steps be received.

His Worship the Mayor / Cr Rainey. Carried.

11 Statement of Service Performance – draft full year

Mr Hodder spoke to the tabled provisional report which was circulated electronically beforehand to Committee members. It was agreed that the final Statement (i.e. in the Annual Report) should clarify which actions in the 2014/15 Annual Plan had not been done and aligned to the year's capital expenditure for that group of activities.

Councillor Harris entered again at 10.56am

File ref: 5-FR-1-2

Resolved minute number **15/FPE/043** **File Ref** **5-FR-1-2**

That the draft full-year 2014/15 Statement of Service Performance be received.

Cr Harris / Cr Belsham. Carried

Unconfirmed

12 Accountability Pro-formas for the Community Initiatives Fund and the Events Sponsorship Scheme

The Committee noted the advice note on the agenda and the proposed cover letters and pro-forma accountability reports.

Resolved minute number **15/FPE/044** **File Ref**

That the Accountability Pro-formas for the Community Initiatives Fund and the Events Sponsorship Scheme are received.

Cr Belsham / Cr Peke-Mason. Carried

Resolved minute number **15/FPE/045** **File Ref**

That the Finance/Performance Committee adopts the Accountability Pro-formas for the Community Initiatives Fund and the Events Sponsorship Scheme.

Cr Belsham / Cr Peke-Mason. Carried

13 Late items

Nil.

14 Future items for the agenda

The sale of the Santoft Domain and other surplus Council lands was under discussion with the Chief Executive and Chair of the Assets/Infrastructure Committee.

15 Next meeting

Thursday 27 August 2015, 9.30 am

16 Meeting closed – 11.25am

Confirmed/Chair: _____

Date:

Unconfirmed

Attachment 2

REPORT

SUBJECT: **Consideration of Applications for the Community Initiatives Fund 2015/16**

TO: Finance / Performance Committee

FROM: Denise Servante, Strategy and Community Planning Manager

DATE: 19 August 2015

FILE: 3-GF-8-3

---

1 Background

1.1 The Community Initiatives Fund (CIF) has up to $20,000 to allocate in this round of funding to community groups for projects that will be of benefit to the Rangitikei community. This report summarises the applications that have been received and provides information on the eligible costs for each application. The criteria for the CIF states that grants are usually up to a maximum of $2,500 towards eligible costs.

2 Overview

2.1 Eight applications have been received to the CIF and have been circulated separately to elected members:

- Royal NZ Plunket Society Manawatu/Whanganui Area – Parenting support sessions
- Pukeokahu Hall Committee – Administration costs to enable capital improvement
- Rangitikei Heritage Group – Reprint brochure
- Marton and Surrounds ICT Hub – Contribution towards overheads
- Alzheimer's Disease and Related Disorders Society – "The Group" activity costs
- Wanganui Neighbourhood Support Groups Inc – Costs of the service in Marton
- Project Marton Inc – Celebrating volunteers activity
- Mataroa Cemetery Trustees – Hearse Parking Facility

2.2 Seven of these applicants have received funding from CIF in previous years. The exception is the Alzheimer's Disease and Related Disorders Society.

2.3 The Community Initiatives Fund has three grant categories: Community service and support, Leisure promotion and Heritage and Environment. All applications are within the Community service and support category except for Alzheimer's Disease and Related Disorders Society (Leisure promotion) and Rangitikei Heritage (Heritage and

environment). The fund also distinguishes between new and ongoing initiatives: only two initiatives are new – the projects put forward by Alzheimer's Disease and Related Disorders Society and Project Marton. The table below provides a summary of the applications.

	New Initiative	Ongoing Activity	Community Service & Support	Leisure Promotion	Heritage & Environment	Eligible costs	Amount requested	Proportion of eligible costs requested
Royal NZ Plunket Society Manawatu/Whanganui Area		■	■			$5,370	$1,500	28%
Pukeokahu Hall Committee		■	■			$1,808	$1,808	100%
Rangitikei Heritage Group		■			■	$1,504	$1,504	100%
Marton and Surrounds ICT Hub		■	■			$77,050	$6,150	8%
Alzheimer's Disease and Related Disorders Society	■		■	■		$3,900	$800	21%
Wanganui Neighbourhood Support Groups Inc		■	■			$1,008	$1,008	100%
Project Marton Inc	■		■			$2,961	$1,961	66%
Mataroa Cemetery Trustees		■	■			$1,980	$1,680	85%
						$95,581	$16,411	

2.4 The Alzheimer's Disease and Related Disorders Society and Project Marton have indicated that they would like to speak with the Committee about their application.

2.5 It is a condition of CIF that Project Report Forms are returned before further funding can be sought. Project report forms (attached as Appendix 1) have been completed by the following groups:

- Marton Country Music Festival Inc
- Turakina Caledonian Society
- Bulls & District Community Trust (Wearable Arts 2014)
- Bulls & District Community Trust (Rangitikei's Got Talent 2014)
- Taihape and Districts A&P Show
- Rangitikei College
- Pukeokahu Hall Committee
- Marton & Districts Historical Society
- Marton & Surrounds ICT Hub Charitable Trust
- Bulls & District Friendship Club Inc.
- Wanganui Area Neighbourhood Support
- Royal New Zealand Plunket Society Manawatu/Wanganui Area Inc
- Rangitikei Shearing Sports

2.6 Project Report Forms are outstanding from the 2013/14 CIF round from:

- Taihape Shearing Sports Inc.
- Marton Community Patrol

2.7 Project Report Forms are outstanding from the 2014/15 CIF round from:

- Marton Jaycees
- Mangaweka Heritage Inc.
- Taihape Dressage Group
- Granny's Christmas Grotto
- Taihape & Districts Museum & Historical Society
- Bull's Toy Library
- Marton School Parents & Friends
- Manawatu Mountain Bike Club Inc.

2.8 None of these groups has applied for CIF this year. However, Taihape Shearing Sports have applied for sponsorship through the Events Sponsorship Scheme, to be considered elsewhere on the agenda. Urgent reminders have been sent to this group to alert them to the need to supply this information before further funding can be granted.

3 Eligibility

3.1 All the applicants are eligible applicants with the possible exception of Project Marton. One of the eligibility criteria is that "Applicants cannot have been financially supported by the ratepayers of the Rangitikei District Council through some other means for the same project in the same financial year, i.e. through the Event Sponsorship Scheme, Community Boards/ Committees, Annual Plan etc." Project Marton receives Council funding through the MOU arrangement contained in the Annual Plan/LTP and their work programme contains provision for a volunteers' tea. The application to the CIF is for a more extensive celebratory event that partners with the Marton Community Committee. The Committee will need to decide whether it will consider this application as eligible.

3.2 The application from the Mataroa Cemetery Trustees was received late. The Committee can decide to consider the application in this round or to defer consideration until the second round of funding that will be open during October 2015.

3.3 All the projects are eligible in so far as they all take place in the Rangitikei. Committee members have been asked to score each application on how well each project meets the remaining CIF criteria[1]. These scores will be tallied at the meeting.

---

[1] Demonstrate consideration of how they see their proposal would benefit the community
Provide 3 targets that will be used to monitor the outcome of the project
Provide a realistic and balanced budget
Be able to contribute a significant proportion to the cost of the project

4 Recommendations

4.1 That the report 'Consideration of applications for the Community Initiative Fund 2015/16' be received.

4.2 That the following Project Report Forms be received:

- Marton Country Music Festival Inc
- Turakina Caledonian Society
- Bulls & District Community Trust (Wearable Arts 2014)
- Bulls & District Community Trust (Rangitikei's Got Talent 2014)
- Taihape and Districts A&P Show
- Rangitikei College
- Pukeokahu Hall Committee
- Marton & Districts Historical Society
- Marton & Surrounds ICT Hub Charitable Trust
- Bulls & District Friendship Club Inc.
- Wanganui Area Neighbourhood Support
- Royal New Zealand Plunket Society Manawatu/Wanganui Area Inc
- Rangitikei Shearing Sports

4.3 That the Finance / Performance Committee considers / does not consider [delete one] the application from Project Marton for a celebratory volunteers event to be sufficiently different from the volunteers tea already part-funded through the MOU arrangements to be eligible for the Community Initiatives Fund.

4.4 That the Finance / Performance Committee will consider / will not consider [delete one] the application from Mataroa Cemetery Trustees which was received after the closing date of applications.

4.5 That the Finance / Performance Committee approve the applications, listed below, and disperse the Community Initiatives Fund as outlined to successful applicants.

Royal NZ Plunket Society Manawatu/Whanganui Area	$
Pukeokahu Hall Committee	$
Rangitikei Heritage Group	$
Marton and Surrounds ICT Hub	$
Alzheimer's Disease and Related Disorders Society	$
Wanganui Neighbourhood Support Groups Inc	$
Project Marton Inc	$
Mataroa Cemetery Trustees	$

Denise Servante
Strategy and Community Planning Manager

Appendix 1

Community Initiatives Fund

Project Reports

Project Report Form –Community Initiatives Fund

To be completed by all recipients of funds from the Community Initiatives Funding within 3 months of the completion of your project.

If you do not complete and return this form this will affect your eligibility for future funding.

Please return the completed form to:
Rangitikei District Council, Private Bag 1102, Marton 4741
Attention: Grants Administrator

1. Name of applicant: Marton & Surrounds ICT Hub Charitable Trust
2. Name & location of project: 33 High St Marton - Old Post Office, Ratana
3. Date of project: Annual Expenses to 30/6/15
4. Amount received from the Community Initiatives Fund: $ 2,000 towards broadband & rent @ Ratana, copying & audit fee
5. Please list the details of all outgoing costs for the programme / project /event (use separate sheet if necessary.):
   Total outgoings for year = $44,604-35
   details attached
6. Please list the details of all income for the programme / project / event (use separate sheet if necessary):
   Total income for year = $47,415-87
   details attached
7. Give a brief description of the highlights of your project including numbers participating:
   Annual Attendance for year to 30/6/14 was 6,869 at Marton & about 3,000 at Ratana for total of 10,000 visits pa. Volunteers delivered 2,028 hours at Marton Hub. Also delivered 2 Computers in Homes courses, graduating 13 families in Oct 14 & 10 in April.
8. Describe the main findings in your evaluation of the project and how it benefited the community:
   (please relate this back to the evaluation criteria you identified in your application & attach another sheet if necessary)
   We have maintained attendance at about 10,000pa. We wanted to deliver more specific training and have done 2 Computers in Homes & 1 stepping up course. We have received positive items in local newspapers esp our Computers in Homes graduations.
9. This report was completed by:

   Name: ANGELA COLEMAN
   Address: MARTON ICT HUB
   33 HIGH ST, MARTON
   Date: 06 3270092 21/7/15
   Phone: 021 1234 727 fax:
   Email: marton.ict.hub@gmail.com

Marton and Surrounds ICT Hub Charitable Trust
Budget vs Actual for year from 1 July 2014 to 30 June 2015
Report as at 30 June 2015

Actual Reserve Funds as at 30 June 2014		$25,805.55	
Income	**Adj Budget**	**Actual to Date**	**Variance**
Asset Sales	$ 2,000.00	1,250.00	63%
Computers in Homes	$ 4,000.00	5,226.00	131%
Donations (Mtn)	$ 1,500.00	1,696.91	113%
Facilities hire (Mtn)	$ 200.00	160.00	80%
Facilities hire (Rtna)	$ 200.00	-	0%
Fundraising	$ 1,000.00	-	0%
Interest Received	$ 600.00	927.39	155%
Professional Fees (Mtn)	$ 1,000.00	375.00	38%
Grant (COGS)	$ 1,000.00	773.57	77%
Grant (InternetNZ)	$ 15,000.00	-	0%
Grant (Public Trust - JBS Dudding Trust)	$ 8,000.00	8,000.00	100%
Grant (Lion Foundation)	$ 4,000.00	-	0%
Grant (Lotteries - Community)	$ 5,000.00	5,000.00	100%
Grant (Powerco Whanganui)	$ 3,000.00	3,000.00	100%
Grant (Pub Charity)	$ 4,000.00	4,008.00	100%
Grant (RDC Community Initiatives Fund)	$ 2,000.00	2,000.00	100%
Grant (TG Macarthy)	$ 5,000.00	5,000.00	100%
Grant (Whanganui Community Foundation)	$ 10,000.00	9,999.00	100%
TOTAL ANNUAL INCOME	$ 67,500.00	$ 47,415.87	70%
Expenditure			
Auditor & Accountant Fees	$ 900.00	747.50	83%
Computer Consumables	$ 500.00	-	0%
Computer Equipment	$ 8,000.00	7,822.25	98%
Computer Software/Subscriptions	$ 500.00	-	0%
General incl refreshments/cleaning	$ 1,000.00	1,610.21	161%
Hub Management (Marton)	$ 27,300.00	27,300.00	100%
Hub Management (Ratana) if funding	$ 27,300.00	-	0%
Marketing & Publicity	$ 500.00	-	0%
Printing & Stationery	$ 1,300.00	1,887.65	145%
Power (Ratana)	$ 900.00	725.34	81%
Rent (Ratana)	$ 1,200.00	1,295.58	108%
Telephone, Tolls & Internet (Ratana)	$ 2,100.00	2,345.82	112%
Repairs & Maintenance (Marton)	$ 500.00	-	0%
Repairs & Maintenance (Ratana)	$ 500.00	-	0%
Technical Support	$ 1,000.00	-	0%
Training & Development (Managers)	$ 2,000.00	170.00	9%
Training & Development (Volunteers)	$ 1,000.00	700.00	70%
TOTAL ANNUAL EXPENDITURE	$ 76,500.00	$ 44,604.35	58%

1205-29 Printing only

	Budget Income & Budget Exp	To Date Income & To Date Exp	To Date Income & est $48,000 Exp
NET LOSS/PROFIT FOR YEAR	-$9,000.00	$2,811.52	-$584.13
Reserve Funds as at 30 June 2015	$16,805.55	$28,617.07	$25,221.42

Aim is to have one year of activity in reserve ie $70,000 ($48,000 if only one manager) or cash flow will prevent constant staffing

THE MARTON AND SURROUNDS ICT HUB CHARITA
C O MARTON LIBRARY
33 HIGH STREET
MARTON 4710

for help call us on 126
or visit www.spark.co.nz

Your account name:
THE MARTON AND SURROUNDS ICT HUB CHARITABL

Your account number:

Your phone number: 06 342 6995

This is a tax invoice and debit/credit note

Previous charges	Current charges	The total you need to pay is:
$0.00	$177.25	**$177.25**

A direct debit of **$177.25** will be processed on **30.10.14**. To change this, please contact us at least two days in advance of the due date.

Previous charges

Previous balance	$177.08	
Payment received 30 Sep - thank you	-$177.08	
Previous charges are		**$0.00**

Current charges

Rental & Activity	$153.98	
Calls (plus Data and Text use)	$0.15	
Subtotal	$154.13	
Plus there's GST of	$23.12	
Current charges are		**$177.25**
The total you need to pay is		**$177.25**

(This invoice includes GST of $23.12)

23/10/14

IELAC59287436920017725

C-59H-BD-CMSE-N00I-000000000

Spark New Zealand Trading Ltd Private Bag 4742 Christchurch GST number: 50-852-911

Rangitikei District Council

High Street
Marton
Private Bag 1102
Marton 4741
Telephone
(06) 327-0099
Facsimile
(06) 327-6970

Tax Invoice

ICT Hub
33 High Street
Marton 4710

Tax Invoice GST Reg. No 51-668-596

Issue Date: 13/10/14

Customer Number **ICT01**
Tax Invoice **45831**

Qty	Description	Rate	Amount
	Photocopying Expenses for September 2014		208.66 *
(* Incl GST $27.22)		Total	$208.66

TOTAL NOW DUE

ok to pay
Angela
24/10/14

RDCInvoice 27DEC02

Please detach here and send this portion with your remittance

Rangitikei District Council

Private Bag 1102
Marton 4741

Receipts for mail remittances issued on request only

Rangitikei District Council

Debtor Number: **ICT01**
Name: **ICT Hub**

TOTAL NOW DUE **$208.66**

Amount Paid if Different from Total Due $ _____

Payment Method 03-0683-0195600-00 (Please use customer number as reference)
Please tick appropriate box ☐ Cheque ☐ Cash ☐ EftPos ☐ Internet Banking

telecom

SPARK'S COMPANY
FLIP OVER FOR A SNEAK PEEK

THE MARTON AND SURROUNDS ICT HUB CHARITA
C O MARTON LIBRARY
33 HIGH STREET
MARTON 4710

for help call us on 126
or visit www.telecom.co.nz

Your account name:
THE MARTON AND SURROUNDS ICT HUB CHARITABL

Your account number: 287436920

Your phone number(s):
06 342 6995

This is a Tax invoice and debit/credit note

Your bill - 15 July 2014

Previous charges	Current charges	The total you need to pay is:
Nothing to pay	$177.84	$177.84

A direct debit of **$177.84** will be processed on **30.07.14**. To change this, please contact us at least two days in advance of the due date.

Previous charges

Previous balance	$177.35	
Payment received 01 Jul - thank you	-$177.35	
Previous charges are		**$0.00**

Current charges

Rental & Activity	$153.98	
Calls (plus Data and Text use)	$0.66	
Subtotal	$154.64	
Plus there's GST of	$23.20	
Current charges are		**$177.84**

The total you need to pay is **$177.84**
(This includes GST of $23.20)

23/7/14

TELAC59287436920017784

C-59H-BID-CMSIE-N00H-000000000



@ 13 May 2015

Paid up until end Feb 2015

Propose to pay 4 months now for May, June, July & Aug.

$398-64 22/5/15

Then quarterly

$298-98

on 5 Aug
5 Nov
5 Feb
5 May

= $1,195-92 per annum

As outlined in Rental Agreement

TAX INVOICE/STATEMENT Date 18/02/15 817191

To Marton ICT Hub

From 33 High St
Marton Library (Angela)
J N Tararoa

GST Reg. No. Ref. O/N

Qty	Unit	Description	Unit Price	$	c
		Jan - Feb		86	66
				86	66
				$173	32
		GST		26	00

ok to pay
Angela Clo

TOTAL EXCLUSIVE GST $

PLUS % GST $

TOTAL INCLUSIVE GST $ 199 - 32

COLLINS A5/50 DL NCR

Angela Hobden
BCom, CA Chartered Accountant

24th October 2014 GST No.30-916-786

Marton & Surrounds ICT Hub Charitable Trust
c/- Angela Coleman
33 High Street
Marton

TAX INVOICE 241014A

To Professional Services:

Receiving work file from your Accountant to facilitate the audit of your accounts to 30 June 2014
Vouching expenditure and income and accounts presented
Verifying bank balances and collation of income and expenditure
Expressing my opinion on their veracity
Preparation of Audit report.

Discounted Fee:	$200.00
Plus GST	$ 30.00
Total	$230.00

To Direct Credit please bank to 03-0497-0296010-00

ok to pay
Angela

Email: angela.hobden@xtra.co.nz 10A Sweetman Avenue, Paraparaumu 5032 Phone: 04 298 2175 Mob: 021 408 043

WILSON ACCOUNTING SERVICES

19 SKERMAN STREET
MARTON, 4710
PH: 06 327 4006
FAX: 06 327 4007
EMAIL: wilsonacct@xtra.co.nz

WILSON ACCOUNTING SERVICES

Marton & Surrounds ICT Hub Charitable Trust
C/- Marton Library
High Street
MARTON 4710

STATEMENT

Date: 30/11/2014

Account Rendered **$517.50**

CURRENT	Oct	Sep	Pre-Sep	AMOUNT DUE
	$517.50			**$517.50**

TERMS OF TRADE: *Payment is due 20th month following invoice.*
Should the Account remain unpaid, you will be liable for all collection costs.

REMITTANCE ADVICE

Payment can be made to my BNZ bank account: 02-0792-0013482-00

NAME: ICT

DATE: 30/11/2014

TOTAL DUE: $517.50

WILSON ACCOUNTING SERVICES
19 SKERMAN STREET
MARTON, 4710

CHARTERED ACCOUNTANTS

NVOICE/STATEMENT Date 28/10/14 817189

To Rangitikei District Council
Attn: Angela Coleman
"Computer Hub"

From J N Taiaroa Store
Ratana

GST Reg. No. Ref. O/N

Qty	Unit	Description	Unit Price	$	c
		Sept. Oct. Nov. Dec			
				86	66
				86	66
				86	66
				86	60
		OK to pay			
		Angela Cole			
			TOTAL EXCLUSIVE GST $	346	64
			PLUS % GST $	52	00
			TOTAL INCLUSIVE GST $	398	64

COLLINS A5/50 DL NCR

TAX INVOICE/STATEMENT

Date 28/07/14 817187

To Rangitikei District Council
Computer Hub
c/- Angela Coleman

From JN Tararoa Store
Ratana

GST Reg. No. Ref. O/N

Qty	Unit	Description	Unit Price	$	c
		June - July - Aug 2014		86	66
				86	66
				86	66

OK to pay
Angela C
1-9-14

TOTAL EXCLUSIVE GST $	259	98
PLUS % GST $	39	00
TOTAL INCLUSIVE GST $	298	98

COLLINS A5/50 DL NCR

Project Report Form –Community Initiatives Fund

To be completed by all recipients of funds from the Community Initiatives Funding within 3 months of the completion of your project.

If you do not complete and return this form this will affect your eligibility for future funding.

Please return the completed form to:
Rangitikei District Council, Private Bag 1102, Marton 4741
Attention: Grants Administrator

1. Name of applicant: Pukeokahu Hall Committee
2. Name & location of project: The Great Pukeokahu man v horse - Pukeokahu
3. Date of project: 17/18/19 April 2015
4. Amount received from the Community Initiatives Fund: $ 2000.00
5. Please list the details of all outgoing costs for the programme / project /event (use separate sheet if necessary.):
   See Attachment 1 - more attachments follow - noted on attach. 1
6. Please list the details of all income for the programme / project / event (use separate sheet if necessary):
   See Attachment 2 - more attachments follow - noted on attach. 2
7. Give a brief description of the highlights of your project including numbers participating:
   See Attachment 10
8. Describe the main findings in your evaluation of the project and how it benefited the community:
   (please relate this back to the evaluation criteria you identified in your application & attach another sheet if necessary)
   See Attachment 11
9. This report was completed by:

Name: Sara Waldron
Address: 1406 Pukeokahu Road, RD 3, Taihape, 4793
Date: 22.6.15
Phone: 06 388 0443 fax: –
Email: john.sara.waldron@gmail.com

ATTACHMENT 1

Q5. Event Expenses

• Vet Services - ATTACHMENT 3 & 3.1	400.00
• Peak Safety - First Aid - ATTACH. 3 & 3.2	1311.00
• Tweeddale's Hire - Toilets & Showers - ATTACH. 3 & 3.3	1892.00
• Prize Money - 4 x $250 - ATTACH.	1000.00
- Fastest Horse & Rider - 3	
- Fastest Relay Team - 3	
- Fastest Male Runner - 3	
- Fastest Female Runner - 4	
• Insurance - AON - ATTACH. 4 & 4.1	258.75
• Refunds (competitors) - ATTACH 3 & 6	258.75
• Food - Alex Wongs - ATTACH 6 & 6.2	300.88
• Meat Processing - Cut & Pack - ATTACH 5 & 5.1	159.00
- Extras - T-shirts, transfer paper & pens, water drums, trophy. ATTACH. 6 & 6.1	637.16
	$5817.54

ATTACHMENT 2

Q6. Event Income

• Registrations	6 095.00
• Sponsorship - ATTACHMENT - FMG - major sponsor - 9 - Mayor - 4 - Boonies - 9	2 550.00
• Donations ATTACHMENT - Peak Safety - 3 - S.D. Milne - 3	400.00
• Rangitikei District Council Grant - ATTACH. 7 & 7.1	2 000.00
• Pub Charities Grant ATTACH. 8	1 711.00
	12 756.00

ATTACHMENT 3

Your transactions

Pukeokahu Hall Committee

Account number	03 1525 0075464-00
Last Summary date	30 April 2015
This Summary date	29 May 2015
Summary number	24
OPENING BALANCE	$23,504.74

MTS	NAME OF OTHER PARTY	PARTICULARS	CODE	REFERENCE	WITHDRAWAL	DEPOSIT	DATE	BALANCE
DC	Peak Safety Limited	Donation		Peaksafety		100.00	04 May	23,604.74
BP	Milne S D	HumanVHorse	Donation	S Milne		300.00	04 May	23,904.74
	FASTEST RELAY TEAM H v H			100064	250.00		04 May	23,654.74
BP	I Macdonald	Izzie	bar tab			11.00	05 May	23,665.74
DC	Crosby A C	Bar Tab				24.00	05 May	23,689.74
	FASTEST HORSE & RIDER H v H			100062	250.00		08 May	23,439.74
	REFUND HORSE TREK			100065	100.00		12 May	23,339.74
	FASTEST MALE RUNNER			100063	250.00		15 May	23,089.74
	REFUND HORSE TREK			100066	80.00		18 May	23,009.74
	TWEEDALE HIRE HORSE TREK			100067	116.00		18 May	22,893.74
BP	Melville,Guy	Melville	Horse Trek	828793		17.60	20 May	22,911.34
	155311095550 J. WESTON VET SERVICES H v H			100071	400.00		20 May	22,511.34
	RIVER VALLEY - BAR			100073	284.33		21 May	22,227.01
	PEAK SAFETY - First Aid			100070	1,311.00		22 May	20,916.01
	LIQUORLAND - H v H			100074	821.00		25 May	20,095.01
	REFUND H v H			100069	123.75		26 May	19,971.26
DC	KTeam Family Tr	Tana				60.80	27 May	20,032.06
BP	Gilbert J W	J&C. Gilbert				92.80	27 May	20,124.86
DC	Mallalieu G W	M and G	Mallalieu	Bar		102.40	28 May	20,227.26
BP	Gilbert Br&Hm	B&H Gilbert		828791		124.20	28 May	20,351.46

continued on next page

- Income

- Expenses

(P.T.O) Tweeddales Toilets & Showers $1892.00 expense withdrawal on other side of this statement.

CR Credit OD Overdrawn BP Bill Payment DC Direct credit

	Balance from previous page							$20,351.46
MTS	**NAME OF OTHER PARTY**	**PARTICULARS**	**CODE**	**REFERENCE**	**WITHDRAWAL**	**DEPOSIT**	**DATE**	**BALANCE**
BP	Overton M C &	K Overton		bar tab		90.40	29 May	20,441.86
	Credit Interest	$13.37	Less W/Tax	$4.41		8.96	29 May	20,450.82
	TWEEDALES Toilet & Shower Hire			100072	1,892.00		29 May	18,558.82

As soon as you receive this statement, please check the transactions and let us know if anything is incorrect. Any transactions that have been listed under deposits or withdrawals within the last few business days of this summary may be subject to clearance. If any of these items are not paid, your balance will be adjusted, and you will be advised in your next statement.

CLOSING BALANCE $18,558.82

CR Credit **OD** Overdrawn **BP** Bill Payment

Other balances: savings - $12,113.31

Reconciling your account: The final balance on your Non - Profit Organisation summary may differ from your own records because of unpresented items. To reconcile, take the closing balance on this summary, add deposits made after the date of this summary and take away any withdrawals that are outstanding.

If you have any questions please call us on 0800 400 600, 7am to 11pm, seven days a week.
To report lost or stolen cards or PINs (Personal Identification Number) phone 0800 888 111, 24 hours a day.

You can get a copy of the current disclosure statement for Westpac New Zealand Limited from www.westpac.co.nz or any Westpac branch in New Zealand free of charge.

ATTACHMENT 3.1

Paid 5/5/2015
Cheque # 100071
GL

18th April 2015

217 Oxford St

Ashhurst 4810

Invoice to: PukeokaHu man vs Horse

c/- Lizzie Maundrell

For provision of veterinary services at the PukeokaHu man vs Horse event 18th April 2015

TOTAL $400.00

Travel sponsored by Massey University Veterinary Teaching Hospital.

Yours sincerely,

J Weston

Jenny Weston BVSc PhD

4* FEI Endurance Veterinarian

Bank account: TSB J F Weston 153947 0346497 000

ATTACHMENT 3.2

Paid 5/5/2015
CHEQUE # 100070

TAX INVOICE

Human vs Horse Race
Attention: Lizzie
River Valley
RD2
Taihape

Invoice Date
18 Apr 2015

Invoice Number
INV-1180

GST Number
99-199-752

Peak Safety
PO Box 206
ROTORUA 3040
Mark - 021 555 904
Henry - 021 385 623

Description	Quantity	Unit Price	Amount NZD
Human vs Horse Race 2015 As quoted	1.00	1,140.00	1,140.00
		Subtotal	1,140.00
		TOTAL GST 15%	171.00
		TOTAL NZD	**1,311.00**

Due Date: 20 May 2015
Please ensure account is paid prior to due date.

Please pay via internet banking to:
Peak Safety
ASB Rotorua
12-3155-0195061-00

If you have any queries regarding this account please contact Tilly on accounts@peaksafety.co.nz or on 021 187 6547

PAYMENT ADVICE

To: Peak Safety
PO Box 206
ROTORUA 3040
Mark - 021 555 904
Henry - 021 385 623

Customer Human vs Horse Race
Invoice Number INV-1180
Amount Due **1,311.00**
Due Date 20 May 2015
Amount Enclosed _____
Enter the amount you are paying above

ATTACHMENT 3.3

Company Reg No: #14-22-323
PO Box 29
Main Road
Waiouru 4861

GST Reg: 86-562-405

Pukeokahu Community Hall
c/- S Waldron
Pukeokahu Rd
RD 3
Taihape

Tax Invoice

Quote/Invoice Number:	00010298
Date:	21/04/2015
Your Reference	

Details	Amount
8 Portaloo at $16 each per day for 3 days	$333.91
Cleaning fee on Portaloo	$180.87
4 x Portashowers first day at $100 each	$347.83
2 extra days at $50 each per day	$347.82
Deliver showers	$173.92
Gas bottles refill	$260.87

Paid 13/5/2015
CHEQUE N° 100072
EL

Sub Total:	$1,645.22
GST:	$246.78
Total (incl):	$1,892.00
Paid to Date:	$0.00
Balance:	$1,892.00

INTERNET BANKING:
Tweeddale Contracting Ltd
01 0763 0013854 00
Please use Invoice number as reference.

EFTPOS:
Pop into Hire Centre and pay via cash/eftpos

POST:
Cheque to
PO BOX 29
Waiouru 4861

CONTRACTING/ACCOUNTS:
06 3875 022 or
tweeddale.ltd@xtra.co.nz

HIRE CENTRE:
06 3876 955 or
tweeddalehire@xtra.co.nz

WEBSITE:

www.tweeddale.co.nz

ATTACHMENT 4

www.westpac.co.nz

Your transactions

Pukeokahu Hall Committee

Account number	**03 1525 0075464-00**
Last Summary date	**31 March 2015**
This Summary date	**30 April 2015**
Summary number	**23**
OPENING BALANCE	$24,042.66

MTS	NAME OF OTHER PARTY	PARTICULARS	CODE	REFERENCE		WITHDRAWAL		DEPOSIT	DATE	BALANCE
	PHOTO COPYING	J. MELVILLE		100020	347	22.00			02 Apr	24,020.66
	GILBERT BAR TAB	Teller Dep					220	15.20	13 Apr	24,035.86
	TREK						181	130.00	13 Apr	24,165.86
	TAIHAPE PLUMBING			100027	360	49.78			15 Apr	24,116.08
	155921332634	GROCERIES M. MALLALIEU		100025	347	110.75			17 Apr	24,005.33
	FLOAT - H v H			100030	220	300.00			17 Apr	23,705.33
DE	AON New Zealand	Insurance	MTN 0C0XP	14547811	422	776.25	divided by 3 different (covers 3 events $258.75		20 Apr	22,929.08
	LIQUORLAND	HORSE TREK		100028	270	828.00			20 Apr	22,101.08
	ALEX WONG	HORSE TREK		100029	347	584.71			20 Apr	21,516.37
DC	Harrison P T &	Tom & Janey	Harrison	828767			220	105.60	21 Apr	21,621.97
H v H ENTRY		Teller Dep					180	150.00	22 Apr	21,771.97
	E Maundrell	Teller Dep	SPONSORSHIP FROM MAJOR				178	300.00	22 Apr	22,071.97
BAR TAKINGS H v H		Teller Dep					220	1,662.00	22 Apr	23,733.97
	J BEAUMONT	FAST FEMALE RUNNER		100061	345	250.00			22 Apr	23,483.97
DC	Ms R M Halliday and	Halliday		Bar tab				25.00	23 Apr	23,508.97
DC	Burkek	henry bishop	bar bill	horse v man			220	18.00	24 Apr	23,526.97
DC	Schimpf Rg *01	R Schimpf		Bar Tab				21.00	24 Apr	23,547.97

continued on next page

- Income

- Expenses

CR Credit OD Overdrawn DC Direct credit DE Direct entry

ATTACHMENT 4.1

Aon New Zealand

Tax Invoice I05403759

Aon New Zealand
GST No. 65 943 328

20/4/2015

Date
27 March 2015

Pukeokahu Hall Committee
C/- Sara Waldron
1406 Pukeokahu Road
R.D.3
TAIHAPE 4793

Contact
Robert Wilson

Telephone
06 327 6072

Email
robert.g.wilson@aon.com

Address
PO Box 87
Marton 4741

Premium This amount includes a broker administration and service charge	675.00
GST If GST is not shown the transaction is Exempt or Zero Rated	101.25
Total	**NZD 776.25**
Due By	10 April 2015

Class of Insurance
Combined Cover

Lead Insurer
Vero Liability Insurance Limited

Insurer Rating
Refer Overleaf

Policy Number

Period of Insurance
18/03/2015 to 18/03/2016

Client Number
MTN 0C0XP

Transaction Description

New Liability Policy
Covering: Public and Statutory Liability

Effective from 18th March 2015 to 18th March 2016

4 Insurance covers
3 different events
$258.75 ea. event.

Please refer to important information on the back of this invoice

Payment Options

Electronic Funds Transfer

Account: 01 0297 0071650 02
Client Number: MTN 0C0XP

Please note your client number when making your on-line payment.
If you have any queries please email nz.accounts@aon.com and quote your client number.

Cheque
Refer overleaf. Return this section with your cheque made payable to Aon New Zealand to:
PO Box 87, Marton 4741

Monthly Instalments
You can pay your account in monthly instalments through our finance facility. Contact your Aon broker for more information.

Credit Card
(Visa and Mastercard only)
Use your credit card to pay online at www.aon.co.nz
A transaction fee of 1% applies to credit card payments.

Office Use Only - MTN 0C0XP 3768010 002

ATTACHMENT 5

www.westpac.co.nz

Your transactions

Pukeokahu Hall Committee

Account number	**03 1525 0075464-00**
Last Summary date	**27 February 2015**
This Summary date	**31 March 2015**
Summary number	**22**
OPENING BALANCE	$16,246.54

MTS	NAME OF OTHER PARTY	PARTICULARS	CODE	REFERENCE		WITHDRAWAL		DEPOSIT	DATE	BALANCE
BP	Mr J J Hansen	TREK DEPOSIT	Sarah	HANSEN				90.00	02 Mar	16,336.54
DC	Sowry C A	Horse Trek		Cindy Sowry			181	100.00	02 Mar	16,436.54
		Kershaw		TREK				180.00	02 Mar	16,616.54
DC	Claxton T L		horse trek	TanyaClaxton				130.00	04 Mar	16,746.54
BP	Sedcole & Rah	Pukeokahu	Trek	D.Sedcole				180.00	04 Mar	16,926.54
		Budden		TREK			1st withdrawal	300.00	04 Mar	17,226.54
BP	Shannon Mj&Cj	cathshannon		TREK			181	125.00	06 Mar	17,351.54
BP	Jeffery R C	Jeffery		Trek balance				130.00	06 Mar	17,481.54
	DEPOSIT TREK REGISTRATIONS							1,400.00	06 Mar	18,881.54
	TREK FLOAT			100023	220	300.00			06 Mar	18,581.54
	TREK GROCERIES			100024	347	108.24			13 Mar	18,473.30
	DEPOSIT TREK						220	1,234.00	16 Mar	19,707.30
	DEPOSIT TREK							4,554.00	16 Mar	24,261.30
	CUT N PAK - Meat Processing			100026	347	318.00	- divided for 2 events		19 Mar	23,943.30 → 1159.00
	J HARRISON			100021		5.98	181	4145	24 Mar	23,937.32
	J HARRISON			100022	410	49.50	220	409	24 Mar	23,887.82
DD	Genesis Energy		E0028422012	2407475800	417	56.37			25 Mar	23,831.45

continued on next page

[redacted] - Expenses

CR Credit OD Overdrawn BP Bill Payment DC Direct credit DD Direct debit

Westpac New Zealand Limited

4125601005780200200P01451

ATTACHMENT 5.1

TAX INVOICE/STATEMENT — DATE — OUTPUT

To PUKEOKAHU SCHOOL OR HALL
RD 3
TAIHAPE

From CUT 'N' PACK FARM SERVICES
K CK 1,35 BOX 328
TAIHAPE

GST Reg. No. Ref. O/N

Qty	Unit	Description	Unit Price	$	c
		PROCESS 3x DEER		120	—
		SAUSAGES			
		28KG @ 350 KG		98	00
		PATTIES			
		25KG @ 4.00 KG		100	00
				$ 318	00
		divided by 2 (catered for 2 different events)			
				$ 159	00

CHEQUE No. 100026
Paid 11/3/2015

TOTAL EXCLUSIVE GST $
PLUS % GST $
TOTAL INCLUSIVE GST $

COLLINS A5/50 DLH

ATTACHMENT 6

www.westpac.co.nz

Your transactions

Pukeokahu Hall Committee

Account number	03 1525 0075464-00
Last Summary date	29 May 2015
This Summary date	30 June 2015
Summary number	25
OPENING BALANCE	$18,558.82

MTS	NAME OF OTHER PARTY	PARTICULARS	CODE	REFERENCE	WITHDRAWAL		DEPOSIT	DATE	BALANCE
BP	Gilbert R B	R Gilbert		610911	Hv horse bar tab		36.80	03 Jun	18,595.62
BP	Buchanan Miss S M		Stacey	Tab	Trek+bar tabs		220 94.40	03 Jun	18,690.02
DC	Stratton Smg	J Stratton		610905	HvH bar tab		166.80	03 Jun	18,856.82
DD	Genesis Energy		E0029230098	2407475800	417	123.88		05 Jun	18,732.94
DC	Hughes J A	In 828785 JH		Jemma	Trek bar tab.		19.60	09 Jun	18,752.54
BP	Melville,Guy	B Gibbons	Bar tab	Man v Horse	Bar tab		40.00	11 Jun	18,792.54
	G&R Sage.	Chq.	Bar tabs/				220 112.20	15 Jun	18,904.74
	NJ Megaw	Chq.					215.20	15 Jun	19,119.94
	Luzze	Teller Dep		Ben Cross	HvH bar tab		4.60	15 Jun	19,124.54
	Reimbursed E. Maundrell - t shirts water drums HvH stuff			100075	345 /	637.16		15 Jun	18,487.38
	Reimbursed E. Maundrell - postage HvH			100076		9.70		15 Jun	18,477.68
DC	Aylward M J	Bar Tab	for Miranda	Jarelle Strange	142+1.60 Trek+HvH		220 143.60	17 Jun	18,621.28
	PaperPlus - stationery books			100078	412	26.99		18 Jun	18,594.29
DC	Waldron Ja & Sj	Waldron	Inv# 828795	Bar Tab	Trek+HvH		220 116.00	19 Jun	18,710.29
	Alex Wong HvH food			100077	345	300.88		19 Jun	18,409.41
	Ryan Thomas & Co accountants			100079	390	276.00		19 Jun	18,133.41
DC	Hughes J A	Jemma	Man V Horse	bar tab			12.80	22 Jun	18,146.21
BP	E W Maundrell	Bar Tab	610904	Hv H.			220 / 33.60	26 Jun	18,179.81
	Denise Hill HvH refund			100068	180	135.00		26 Jun	18,044.81
BP	The Coke & Ch	Charles/Coke	Sage	inv610913	HvH bar tab		220 109.60	30 Jun	18,154.41

short 20¢ -

continued on next page

- Expenses

CR Credit OD Overdrawn BP Bill Payment DC Direct credit DD Direct debit

13/3/2015 CHEQUE N:

ATTACHMENT 6.1

CHEQUE N° 100075

Tax Invoice No: 61

Original Copy

CHEQUE N° 100075

Date 10/4/15

To

The Great Pukeoko
man V Horse R

GST No: 105-826-631

Date: March 26, 2015
Account No: 19550
Your Ref No: LIZZIE
Our Order No: 1020590

Invoice To :

CASH SALE AUCKLAND 19550

Stockcode	Description
FRTCASTLE - AKL Y	FRT VIA CASTLE PARCI 2X WATER DRUMS AS F

Please supply the f
above r

Qty	Descrip
	6 x Poppy Pers
	+ Postage

STOWERS CONTAINMENT
AUCKLAND

```
*------EFTPOS------*
TERM      301989000001
TIME       26MAR 10:21
TRAN 002686    CREDIT
VISA
     ............3919
AUTH            733540
PURCHASE      NZ$17.25
TOTAL         NZ$17.25
   (00) ACCEPTED
*------------------*
```

The c

G.S.T. / Tax No 104-479.

Narrative

Please Note:

Please pay to account 01-0505-0590253-00

Terms of Sale:

1. Claims for damaged or missing items must be made within 7 days of receipt of gc
2. Goods returned for credit may incur a 20% restocking fee. Approval required befc
3. Prices subject to change without notice
4. Goods and Services provided above shall be strictly subject to Stowers Terms an as found on Stowers Website.

Free Phone 0800 08 2000

AUCKLAND
Tel 64 9 573 0422
Fax 64 9 573 0429

HAMILTON
Tel 64 7 850 7587
Fax 64 7 850 7589

WELLINGTON
Tel 64 4 570 0905
Fax 64 4 570 0909

CHRISTCHURCH
Tel 64 3 365 6250
Fax 64 3 366 2791

0800 08 2000
www.stowers.co.nz

paperplus
Select

$637.16

Paper Plus Select Taihape

Tax Invoice (incl GST) GST#41-273-097
Operator cr Tr # 960244877
Date 13/04/1515:13 Till 2

Code	Qty	Price	Disc %	Extn
CARD KASKAD A4 160GSM ORIOLE GOLD 15PK				
2000000487984	1	5.00		5.00
CARD KASKAD A4 160GSM WHITE SMOOTH 15PK				
2000000487991	1	5.00		5.00
TRIMMER LEDAH A4 4 SHT				
2000001901403	1	17.99		17.99

Total (inc GST of $ 3.65) $ 27.99
PAPER PLUS SELECT
83 HAUTAPU STREET
TAIHAPE

```
*----------EFTPOS----------*
TERMINAL 35526501  TRAN 012832
TIME  13APR 15:16  ACCT CHEQUE
EFTPOS                ....3919
VISA DEBIT
RID: A000000003
PIX: 1010
AUTHORISATION
PURCHASE              NZD27.99
TOTAL                 NZD27.99

          ACCEPTED
*-------------------------*
        CUSTOMER COPY
EFTPOS                 $     27.99
```

Thank you for shopping at Paper Plus
www.paperplus.co.nz

FlyBuys

Fly Buys terms and conditions
All Fly Buys promotions and point offers do not apply to gift cards NZ Post stamps and products Kiwibank products Lotto phone cards account payments newspapers and any other agency services or products

ATTACHMENT 6.2

Alex Wong Ltd
Taihape 4 Square
107-109 Hautapu Street
Taihape
Ph: 06 388 0131
GST 26-883-474
TAX INVOICE
All prices include GST

RECEIPT/ROA

Account: 1
Name: TEMPORARY ACCOU

Amount: $300.88

Signed:

CASHIER NAME: JANENNE
C0022 #0650 13:58:15 18JUN2015
S06118 R002

Thank you for shopping with us!

d

e

107 Hautapu Street
Taihape 4720
Ph (06) 388 0131
Fax (06) 3880433
Taihape4square@gmail.com

Cheque N° 100077

Invoice No 22067

	Account:	Ref:		
4.20	10%	3.78		$22.68
2.70	10%	2.43		$2.43
8.99	10%	8.09		$8.09
63.89	10%	57.50		$57.50
93.90		93.90		$93.90
17-Apr-15	3	Tegel 22s froz	16.40	10%	14.76	$44.28
17-Apr-15	1	Buns	72.00		72.00	$72.00

Direct Credits Can Be Made to
01-0763-0019252-00

Invoice Total **$300.88**

gst inclusive

ATTACHMENT 7

www.westpac.co.nz

Your transactions

Pukeokahu Hall Committee

Account number	**03 1525 0075464-00**
Last Summary date	**31 July 2014**
This Summary date	**29 August 2014**
Summary number	**15**
OPENING BALANCE	$15,105.43

MTS	NAME OF OTHER PARTY	PARTICULARS	CODE	REFERENCE	WITHDRAWAL		DEPOSIT	DATE	BALANCE
DC	Mr D W Solomon and	Lauren		Lauren Gray		181 /	360.00	07 Aug	15,465.43
DC	Beef Lamb New Zeal	Direct Cred.		EFT00001267.			100.00	20 Aug	15,565.43
DD	Genesis Energy	POWER	E0025953524	2407475800	417 73.85			20 Aug	15,491.58
	PAPER PLUS			100040	412 / 14.80			25 Aug	15,476.78
	Fairfax Media	AGM ADVERT		100041	43.32			26 Aug	15,433.46
DC	Rangitikei District			Comm. Grant - H v H		172	2,000.00	28 Aug	17,433.46
	PUKEOKAHU SCHOOL			100042	4,025.99			28 Aug	13,407.47
	Credit Interest	$9.09	Less W/Tax	$3.00		205	6.09	29 Aug	13,413.56

As soon as you receive this statement, please check the transactions and let us know if anything is incorrect. Any transactions that have been listed under deposits or withdrawals within the last few business days of this summary may be subject to clearance. If any of these items are not paid, your balance will be adjusted, and you will be advised in your next statement.

CLOSING BALANCE $13,413.56

CR Credit **OD** Overdrawn **DC** Direct credit **DD** Direct debit

412 459.50
328 285.00 General
349 820.62
347 2460.87
4025.99

[redacted] - Income.

Reconciling your account: The final balance on your Non - Profit Organisation summary may differ from your own records because of unpresented items. To reconcile, take the closing balance on this summary, add deposits made after the date of this summary and take away any withdrawals that are outstanding.

If you have any questions please call us on 0800 400 600, 7am to 11pm, seven days a week.
To report lost or stolen cards or PINs (Personal Identification Number) phone 0800 888 111, 24 hours a day.

ATTACHMENT 7.1

Rangitikei
UNSPOILT...

REMITTANCE ADVICE

Pukeokahu Hall Committee
1406 Pukeokahu Road
RD 3
Taihape 4793

28 August 2014

Account No. PUK03
The amount of $2,000.00 will be Direct Credited to your bank account on 28 August 2014
Account number: 03-1525-0075464-00

Date	Type	Your Reference	Amount	Due
27/08/14	INV	Comm. Grant	2,000.00	2,000.00

ATTACHMENT 8

Your transactions

Pukeokahu Hall Committee

Account number	**03 1525 0075464-00**
Last Summary date	**31 December 2014**
This Summary date	**30 January 2015**
Summary number	**20**
OPENING BALANCE	$15,598.37

MTS	NAME OF OTHER PARTY	PARTICULARS	CODE	REFERENCE		WITHDRAWAL		DEPOSIT	DATE	BALANCE
BP	Melville,Guy	Melville	Bar tab	828764				9.60	12 Jan	15,607.97
DC	Waldron Ja & Sj	Waldron	Inv# 828765	Bar Tab				18.40	12 Jan	15,626.37
BP	Gilbert Br&Hm	H&B Gilbert	Bar acct.	828766			220	24.00	12 Jan	15,650.37
BP	Melville,Guy	Melville	Bar tab	828781				35.20	12 Jan	15,685.57
BP	Gibbons,Benja	Ben Gibbons	BAR					16.00	19 Jan	15,701.57
DD	Genesis Energy	POWER	E0027681044	2407475800	417	63.41			20 Jan	15,638.16
							180	140.00	21 Jan	15,778.16
							184	151.50	21 Jan	15,929.66
DC	Good C L & Moye	Courtney &	Craig moyes	xmas drinks	BAR			19.20	26 Jan	15,948.86
DC	Mallalieu G W	G and M	Mallalieu	bar tab				24.00	28 Jan	15,972.86
DC	Tucker T L & K	Tucker	Trev Kina	BAR			220	29.60	28 Jan	16,002.46
DC	Stratton Smg	J Stratton	Bar	828770				33.60	29 Jan	16,036.06
BP	Buchanan Miss S M		Stacey	Tab BAR				72.00	30 Jan	16,108.06
DC	Pub Charity	Pub Charity	Medical serv	ices GRANT HvH		(- Peak Safety - Vet Services)	176	1,711.00	30 Jan	17,819.06
	Credit Interest	$9.74	Less W/Tax	$3.21			205	6.53	30 Jan	17,825.59

As soon as you receive this statement, please check the transactions and let us know if anything is incorrect. Any transactions that have been listed under deposits or withdrawals within the last few business days of this summary may be subject to clearance. If any of these items are not paid, your balance will be adjusted, and you will be advised in your next statement.

CLOSING BALANCE 641 $17,825.59

POSTED

CR Credit **OD** Overdrawn **BP** Bill Payment **DC** Direct credit **DD** Direct debit

Other balances: savings - $1,504.24

[redacted] - Income

Reconciling your account: The final balance on your Non - Profit Organisation summary may differ from your own records because of unpresented items. To reconcile, take the closing balance on this summary, add deposits made after the date of this summary and take away any withdrawals that are outstanding.

You can get a copy of the current disclosure statement for Westpac New Zealand Limited from www.westpac.co.nz or any Westpac branch in New Zealand free of charge.

Westpac New Zealand Limited

ATTACHMENT 9

~~Today, compounded.~~

2.7% pa.

Transaction List
Man v Horse - 03-1525-0075464-001

~~calc everyday on balance & paid out monthly.~~

~~Savings a/c~~

Current Balance as at 26/06/2015: $12,113.31 CR

Payment Date	Description	Other Party Name	Particulars	Analysis Code	Reference	Debit	Credit
29/05/2015	Credit Interest	CREDIT INTEREST	$28.76	Less W/Tax	$9.49	$19.27	
	Closing Balance:						**$12,113.31 CR**
20/05/2015	BILL PAYMENT	MELVILLE,GUY	Melville	Bar Tab	828793	$40.00	
	Closing Balance:						**$12,094.04 CR**
30/04/2015	Credit Interest	CREDIT INTEREST	$27.79	Less W/Tax	$9.17	$18.62	
	Closing Balance:						**$12,054.04 CR**
20/04/2015	BILL PAYMENT	MR V SAFAR			Viktor raffl	$121.00	
	Closing Balance:						**$12,035.42 CR**
16/04/2015	DIRECT CREDIT	FMG Major Sponsor	Fmg	Th159 00	044164	$2,000.00	
	Closing Balance:						**$11,914.42 CR**
13/04/2015	DIRECT CREDIT	MCCANN AARON JA	Order No 59	Aaron McCann	Supporters	$45.00	
	Closing Balance:						**$9,914.42 CR**
09/04/2015	BILL PAYMENT	HILL,DENISE M	2x meals	DHill	sku00005	$30.00	
	Closing Balance:						**$9,869.42 CR**
07/04/2015	BILL PAYMENT	GIBBONS,BENJA	Man V Horse	Entry		$180.00	
07/04/2015	BILL PAYMENT	MELVILLE, JEN	Team	Melville	#54	$180.00	
07/04/2015	BILL PAYMENT	EDDIE A S	A Eddie		Order no. 53	$120.00	
07/04/2015	BILL PAYMENT	BROKENSHIRE P	Brokenshire	order no 52	studio rubix	$180.00	
07/04/2015	DIRECT CREDIT	TYLEE MARK RAYM	Mark Tylee	56		$180.00	
07/04/2015	DIRECT CREDIT	MEIJER E A	ed meijer		57	$120.00	
	Closing Balance:						**$9,839.42 CR**
02/04/2015	DIRECT CREDIT	Crosby A C			50	$180.00	
	Closing Balance:						**$8,879.42 CR**
31/03/2015	BILL PAYMENT	P W MCILROY-BISLEY			49	$120.00	
31/03/2015	BILL PAYMENT	HILL,DENISE M	D.hill		sku oooo7	$150.00	
31/03/2015	Credit Interest	CREDIT INTEREST	$18.97	Less W/Tax	$6.26	$12.71	
	Closing Balance:						**$8,699.42 CR**
30/03/2015	BILL PAYMENT	HULA NZ LTD	Boonies - boots Sponsorship			$250.00	
30/03/2015	BILL PAYMENT	A J GRAHAM	sku 00007	anna graham	sku 00007	$150.00	
30/03/2015	DIRECT CREDIT	Morris D P & M	DarrenMorris	Order 48	RunnerEntry	$120.00	
	Closing Balance:						**$8,416.71 CR**
27/03/2015	BILL PAYMENT	T DAVIES, J M BEAUMO	#44 Beaumont	#44	#44 beaumont	$120.00	
27/03/2015	DIRECT CREDIT	Lear C A	Chris Lear		# 42	$120.00	
27/03/2015	DIRECT CREDIT	LEAR GRAEME HEN	Order #45		G Lear	$120.00	
	Closing Balance:						**$7,896.71 CR**
26/03/2015	DIRECT CREDIT	MARSHALL B J	order #43	Billie M		$120.00	
26/03/2015	DIRECT CREDIT	Lear C A	c lear		sku00008	$120.00	
	Closing Balance:						**$7,536.71 CR**
24/03/2015	DIRECT CREDIT	CARRINGTON, DJ	41			$180.00	
	Closing Balance:						**$7,296.71 CR**
23/03/2015	BILL PAYMENT	MR M M MUNTEA	muntean		order#39	$120.00	
23/03/2015	DIRECT CREDIT	MS R M HALLIDAY AND	Halliday	order no 40		$150.00	
	Closing Balance:						**$7,116.71 CR**

~~cf term deposit~~ $10000 ~~9 months 3.7%~~

~~6 m 3.75.~~

$50 ~~more for less~~

16/03/2015	BILL PAYMENT	S & S K ROBINSON	S Robinson		38	$120.00	
	Closing Balance:						**$6,846.71 CR**
11/03/2015	BILL PAYMENT	A D P WOOTTON			order#37	$150.00	
	Closing Balance:						**$6,726.71 CR**
09/03/2015	BILL PAYMENT	ALGIE B M	E.Algie		35	$165.00	
09/03/2015	DIRECT CREDIT	SCHIMPF RG *01	R Schimpf		36	$150.00	
09/03/2015	DIRECT CREDIT	Thomas-Morton T	T ThomasMort		order 34	$150.00	
	Closing Balance:						**$6,576.71 CR**
27/02/2015	Credit Interest	CREDIT INTEREST	$9.66	Less W/Tax	$3.19	$6.47	
27/02/2015	DIRECT CREDIT	MISS K A SCOTT	Order32	Team Entry	K Scott	$180.00	
	Closing Balance:						**$6,111.71 CR**
24/02/2015	DIRECT CREDIT	WILSON L T	human v hors	Henry Bishop	order #31	$120.00	
	Closing Balance:						**$5,925.24 CR**
18/02/2015	BILL PAYMENT	MR V SAFAR			order 30	$180.00	
	Closing Balance:						**$5,805.24 CR**
16/02/2015	DIRECT CREDIT	LOADER J P	paul loader		29	$150.00	
	Closing Balance:						**$5,625.24 CR**
12/02/2015	Funds Transfer	1525-0075464-000	Main hall	Transfer	13858071	$2,140.00	
12/02/2015	Funds Transfer	1525-0075464-000	first aid	Transfer	13927096	$1,711.00	
	Closing Balance:						**$5,475.24 CR**
11/02/2015	BILL PAYMENT	M A HENRY	martin	henry	27	$120.00	
	Closing Balance:						**$1,624.24 CR**
	Opening Balance:	**$1,504.24 CR**					

Q7. Brief description of highlights:

- The numbers we had for our first year are as follows
  - 13 Horse & Riders
  - 24 Runners - individuals
  - 8 relay teams (24 runners)

  Total of 61 competitors all up.
  For this event, it's not whether this event will happen again, it's how big do we want it!

- We gained T.V. coverage with One News - displaying the Pukeokahu, Taihape and Rangitikei areas which was our aim.

- The competitors were amazed by it all, follows are some of their comments from the weekend :-
  - great organisation
  - great fun
  - Wonderful friendly community
  - food and entertainment was fabulous
  - amazing scenery
  - bonus "hot showers"
  - "We will be back next year, but with a bus full!"

- How amazingly smooth the whole weekend/event went for us as organisers.

Q8. Describe main findings?

This event was a great success for the community and wider regions. It was not quite as big as our first assumptions, but we were happy with our numbers we got - giving a small profit to go towards our fundraising goal of a new toilet block. With the lower numbers, it allowed us to get the basics right to be able to move forward with a really successful fundraising venture.

We not only had N.Z competitors, but 2 Australians competed also, which looks great for the future, that we are entising International visitors for not only the Rangitikei region, but also for the nation.
As said above, we received One News coverage on Sunday 19th April at 6pm highlighting the region, the event, with some competitors views.

The competitors could not speak highly enough about the event, some commenting on our facebook page.

As for minimising our environmental footprint, we accomplished all. As for the bulk water containers, we not have them sorted for next year - no waste.

What amazing things we have to look forward to for next year - for the
- community
- region
- nation.

As we did not use the whole $2000.00, we only used $1892.00 we have enclosed a chq for $108 to refund the unused Grant money.

Thank you so much for the Grant, as it allowed us to move closer to our goal of a new toilet block for the Pukeokahu Hall.

RANGITIKEI DISTRICT COUNCIL
GST No. 51-668-596
TAX INVOICE/RECEIPT
HIGH STREET, MARTON

Received with thanks by 4/01
Rangitikei District Council

16-07-15 15:36 Receipt no.454731

COPY *COPY* *COPY*

GL 40200017	
Comm Initiatives Fund	93.91-
GL G.S.T.	
Comm Initiatives Fund	14.09-
CQ WPC Tpe	
GST - Output Tax (Re	108.00

Neighbourhood Support Central

Wanganui Area Neighbourhood Support Groups Inc
P O Box 443
Wanganui
Telephone 06 344 6746 Email nsg.wang@xtra.co.nz

31 October 2014

Samantha Kett
Governance Administrator
Rangitikei District Council
Private Bag 1102
Marton 4741

RECEIVED
- 3 NOV 2014
To: SN
File: 3-GF-9-2
Doc: 14 0886

Dear Samantha

Project Funding Accountability Report

We are pleased to enclose our project funding accountability report for the grant of $2,000 you made to us on 12 September 2013.

We are hugely appreciative of the support the Rangitikei District has Council has given to us to enable the delivery our services. We hope you are happy with the successful outcomes we have reported and we look forward to working with you in the future to help make the Rangitikei District a safer and more caring community.

Yours sincerely

Alistair Fraser
Field Officer

Project Report Form –Community Initiatives Fund

To be completed by all recipients of funds from the Community Initiatives Funding within 3 months of the completion of your project.

If you do not complete and return this form this will affect your eligibility for future funding.

Please return the completed form to:
Rangitikei District Council, Private Bag 1102, Marton 4741
Attention: Grants Administrator

1. Name of applicant: Wanganui Area Neighbourhood Support Groups Incorporated
2. Name & location of project: Service delivery of neighbourhood Support in Rangitikei
3. Date of project: Ongoing, period reported is the year from Sept 2013
4. Amount received from the Community Initiatives Fund: $ 2,000
5. Please list the details of all outgoing costs for the programme / project /event (use separate sheet if necessary.):
   Refer to annual financial reports attached.
6. Please list the details of all income for the programme / project / event (use separate sheet if necessary):
   Refer to annual financial reports attached
7. Give a brief description of the highlights of your project including numbers participating:
   Refer to description on separate sheet attached.
8. Describe the main findings in your evaluation of the project and how it benefited the community:
   (please relate this back to the evaluation criteria you identified in your application & attach another sheet if necessary)
   Refer to description on separate sheet attached.
9. This report was completed by:

Name: Alistair Fraser
Address: 69a Moana Road
Wanganui East
Date: 31 October 2014
Phone: 06 344 6746 fax:
Email: nsg.wang@xtra.co.nz

Wanganui Area Neighbourhood Support Groups Incorporated

Project report explanations for grant received from Rangitikei District Council

Amount received from the Community Initiatives Fund: $2,000

Date grant made: 12 September 2013

Brief description of the highlights of our project:

Junior Neighbourhood Support programme awards were made to 68 children from our 3 partner schools/kura (James Cook, Marton Junction, and Ratana) at end-of-term assemblies in terms 3 and 4 in 2013 and terms 1 and 3 in 2014. Also, 8 children from these schools/kura went on our Big Day Out trip to New Plymouth in November 2013.

We have supported 29 neighbourhood support groups totaling 342 households in the Rangitikei District. This support included sending them weekly email newsletters containing crime offending statistics and safety education information, plus we produced 4 x quarterly newsletters which were more comprehensive and distributed these to members of our groups.

We attended meetings of the Rangitikei Safe and Caring Community Group and the Rangitikei Emergency Management Committee in Marton. Alistair Fraser attended the Marton Community Committee meeting in April 2014 and made a presentation about Neighbourhood Support.

Description of the main findings of our evaluation of our project and how it benefited the community:

Our Junior Neighbourhood Support programme identifies exemplorary behaviours exhibited by children attending our 3 partner schools and kuras' demonstrating their safety awareness and caring for other. This greatly assists increasing their self esteem and confidence thus enabling them to concentrate and learn better, and be more productive.

Households belonging to our Neighbourhood Support Groups are better empowered and informed to stay safer and protect their properties. Neighbourhood Support Groups participation encourages households to look out for each other and this increases cohesiveness in the community and build social capital.

Attendance at meetings of the Rangitikei Safe and Caring Community Group and the Rangitikei Emergency Management Committee enables other participants in these groups to be better informed and area of Neighbourhood Support groups' issues and activities. Also, we are able to learn about activities and issues of the others and communicate awareness of these to our Neighbourhood Support groups.

Alistair Fraser
Field Officer – Wanganui Area Neighbourhood Support Groups Incorporated

31 October 2014

Wanganui Area Neighbourhood Support Groups Cash Flow & Budget - 1 July 2014 to 30 June 2015															
		Actual	Actual	Actual	Actual	Actual	Estimate	Estimate	Estimate	Estimate	Estimate	Estimate	Estimate	Estimate	
		Balances at 30/06/2014	Jul-14	Aug-14	Sep-14	Oct-14	Nov-14	Dec-14	Jan-15	Feb-15	Mar-15	Apr-15	May-15	Jun-15	Total 12 months
Expenses:															
Operations															
	Good Neighbour Award											$250.00			$250.00
	Junior Neighbourhood support				$83.00			$1,600.00				$150.00			$1,833.00
Administration															
	Printing and stationery			$135.25			141.05		$86.30						$362.60
	Expensed Equipment														$0.00
	Telephone		$105.80	$102.72	$103.05	$100.53	$100.00	$100.00	$100.00	$100.00	$100.00	$100.00	$100.00	$100.00	$1,212.10
	Advertising														$0.00
	Flowers														$0.00
	Subscriptions and Levies							$76.67							$76.67
	Audit and accounting													$150.00	$150.00
	Meeting Expenses		$42.06	$102.54	$205.98										$350.58
	General administrative expense			$150.00		$59.11									$209.11
	Bank charges						$2.50								$2.50
	Transfer to savings		$20.00	$20.00	$20.00	$20.00	$20.00	$20.00	$20.00	$20.00	$20.00	$20.00	$20.00	$20.00	$240.00
	Room Hire					$24.50									$24.50
	Petty Cash						$50.00								$50.00
Employee Costs															
	Wages		$3,085.44	$1,741.30	$1,740.90	$1,741.30	$1,244.08	$2,549.87	$870.65	$2,611.95	$1,741.30	$1,741.30	$1,741.30	$1,741.30	$22,550.69
	PAYE		$458.70	$687.51	$396.00	$396.00	$469.06	$207.76	$565.00	$396.00		$792.00	$341.40	$341.40	$5,050.83
	Mileage		$33.60	$10.50	$130.48	$18.90	$44.80	$218.05	$32.20	$31.64	$48.65	$75.00	$75.00	$75.00	$793.82
	Volunteer reimbursement														$0.00
	ACC Levies											142.84			$142.84
Total Expenses			$3,745.60	$2,949.82	$2,679.41	$2,360.34	$2,071.49	$4,772.35	$1,674.15	$3,159.59	$1,909.95	$3,271.14	$2,277.70	$2,427.70	$33,299.24
Revenue:															
	Wanganui Community Foundation				$5,000.00										$5,000.00
	Lions Club Marton														$0.00
	NZ Community Trust														$0.00
	Wanganui East Club														$0.00
	St Johns Club														$0.00
	Wanganui District Council					$10,800.00									$10,800.00
	Margaret Watt Foundation														$0.00
	Rangitikei District Council														$0.00
	Wanganui RSA														$0.00
	Neighbourhood Support NZ		$13,000.00												$13,000.00
	Pub Charity														$0.00
	Wanganui District Council Community Grant														$0.00
	Market Promotions										$2,500.00				$2,500.00
	DIA Community Organisation Grants				$1,659.00										$1,659.00
	NZ Police														$0.00
	Bank Interest			$28.52											$28.52
	Donations														$0.00
	Transfer from savings														$0.00
	Lottery Grants Board											$5,000.00			$5,000.00
	Other funds							$1,000.00							$1,000.00
Total Revenue			$13,000.00	$28.52	$6,659.00	$10,800.00	$0.00	$1,000.00	$0.00	$0.00	$2,500.00	$5,000.00	$0.00	$0.00	$38,987.52
Monthly operating Surplus/Deficit			$9,254.40	-$2,921.30	$3,979.59	$8,439.66	-$2,071.49	-$3,772.35	-$1,674.15	-$3,159.59	$590.05	$1,728.86	-$2,277.70	-$2,427.70	$5,688.28
Balance in Cheque Account at end of month		$5,112.11	$14,366.51	$11,445.21	$15,424.80	$23,864.46	$21,792.97	$18,020.62	$16,346.47	$13,186.88	$13,776.93	$15,505.79	$13,228.09	$10,800.39	
Serious Saver Account															
	Interest		$81.76	$82.15	$79.88	$24.32	$79.14	$82.10		$157.15		$50.00	$50.00	$50.00	$736.50
	Transfer from/to Cheque Account		$20.00	$20.00	$20.00	$20.00	$20.00	$20.00	$20.00	$20.00	$20.00	$20.00	$20.00	$20.00	$240.00
Balance in serious Saver Account at end of month		$21,372.79	$21,474.55	$21,576.70	$21,676.58	$21,720.90	$21,820.04	$21,922.14	$21,942.14	$22,119.29	$22,139.29	$22,209.29	$22,279.29	$22,349.29	
Total balances at end of month		$26,484.90	$35,841.06	$33,021.91	$37,101.38	$45,585.36	$43,613.01	$39,942.76	$38,288.61	$35,306.17	$35,916.22	$37,715.08	$35,507.38	$33,149.68	

Printed 31/10/2014

Wanganui Area Neighbourhood Support Groups Inc

Financial Statements for the year ended 30 June 2014

Bryce G Orsborn
Tel: 06 348 0030 Wanganui

14 August 2014

WANGANUI AREA NEIGHBOURHOOD SUPPORT GROUPS INC

AUDITOR'S REVIEW STATEMENT: for the year ended 30 June 2014

As requested I have conducted a review of the books of account on behalf of the Wanganui Area Neighbourhood Support Groups Inc. As part of this review I have prepared the financial statements to be included in the Annual Report for the year ended 30 June 2014 for presentation at the society's Annual General Meeting. The certified annual accounts are to be included with the Annual Return to the Charities Commission due 31 December 2014.

A review is limited primarily to inquiries of the society's personnel and an analytical review of the society's procedures applied to financial data. It provides less assurance than a full audit.

The outcome of my review, including inquiries of the society's personnel as required, is that I am satisfied nothing has come to my attention that would cause me to withhold assurance that the accompanying financial statements:

- Comply with generally accepted accounting practice in New Zealand
- Give a fair view of the society's financial performance for the year ended 30 June 2014
- Give a fair view of the society's financial position as at 30 June 2014

I declare that other than my responsibilities as Independent Reviewer, I have no other relationship with or interests in the Wanganui Area Neighbourhood Support Groups Inc. My review was completed on 14 August 2014.

Bryce G Orsborn BA BCA

WANGANUI AREA NEIGHBOURHOOD SUPPORT GROUPS INC

NOTES TO THE ACCOUNTS FOR THE YEAR ENDED 30 JUNE 2014

1. Reporting Entity

The Wanganui Area Neighbourhood Groups Inc is an incorporated society and is registered with the Charities Commission under the Charities Act 2005. It prepares general purpose financial statements in accordance with generally accepted accounting practice in New Zealand. The society qualifies for differential reporting and has taken advantage of all differential reporting exemptions

2. General Accounting Principles

Income and expenditure is reported on the historical cost method.

The entity is treated as a going concern

The accounts have been prepared on the basis of cash transactions during the financial year with year end accruals as appropriate including the allocation of depreciation of fixed assets.

3. Particular Accounting Policies

a. Goods & Services Tax (GST)

The accounts are presented on a GST inclusive basis, as the society is not registered for GST.

b. Revenue

Revenue derives mainly from grants from the Public Sector and Charitable Trusts. It is recognised in the accounts when actually received. Some grants have specific conditions attached for the application of the funds by the society. Should some or all of the conditions of a tagged grant not be met, the balance may be required to be returned to the funder.

c. Expenses

Expenses are recognised on a cash basis and recorded when actually paid. Any year end accruals of expenses payable are assessed including the depreciation of fixed assets.

d. Fixed Assets

Fixed assets (computers, office equipment and office furniture) are initially recorded at purchase price inclusive of GST. Low value asset purchases of less than $500 are recorded as an expense in the year of purchase. Fixed assets are recorded in the Statement of Financial Position at the "written down value" representing the original cost of the assets less accumulated depreciation as at the end of the financial year. There were no purchases of new assets during the current financial year.

e. Depreciation

Depreciation is applied at rates based on the Inland Revenue Department's guidance for income tax purposes. The depreciation method selected is "diminishing value" which applies a given constant percentage to each asset's "written down value". The calculations are summarised in the Schedule of Assets and Depreciation".

f. Capital Commitments

No forward capital commitments have been identified at 30 June 2014.

g. Changes in Accounting Policies

There have been no changes in accounting policies in the current period.

WANGANUI AREA NEIGHBOURHOOD SUPPORT GROUPS INC

STATEMENT OF FINANCIAL PERFORMANCE

for the year 1 July 2013 - 30 June 2014 (NZ Dollars)

		Current Year 2013-2014		Prior Year 2012-2013
REVENUE				
Neighbourhood Support New Zealand		16,500.00		7,773.00
Wanganui District Council		11,440.00		12,024.00
Lotteries Grants Board		5,000.00		7,000.00
Markat Promotions		4,000.00		-
Whanganui Community Foundation		3,000.00		4,000.00
Rangitikei District Council		2,000.00		1,000.00
Community Organisations Grants (COGS)		2,000.00		752.00
Pub Charity		1,698.00		1,677.00
New Zealand Community Trust		1,000.00		-
Grass Roots Trust		-		4,512.00
Eye On Crime		-		3,000.00
Lion Foundation		-		1,200.00
Police Managers Guild		-		1,000.00
Wanganui East Club		680.00		800.00
St Johns Club		680.00		219.09
RSA Wanganui		500.00		500.00
Margaret Watt Children's Trust		438.00		282.08
JBS Dudding Trust		-		667.00
Miscellaneous Donations		177.13		50.00
Lions Club of Marton		540.00		-
TOTAL REVENUE		49,653.13		46,456.17
OTHER INCOME				
Interest received:				
Cheque Account	96.26		105.29	
Savings Account	649.84		297.34	
Total interest income		746.10		402.63
TOTAL INCOME		**50,399.23**		**46,858.80**
EXPENSES:				
Operations:				
Junior Neighbourhood Support		6,572.96		7,610.69
Connecting Communities		-		1,154.01
Good Neighbour Award		610.58		200.00
Administration:				
Printing & stationery		321.40		1,629.21
Expensed equipment		-		470.86
Telephone		1,227.33		1,274.19
Advertising		10.00		10.00
Subscriptions & levies		76.67		76.67
Audit & accounting		150.00		150.00
Meeting expenses		267.81		311.53
General administrative expense		65.00		-
Bank charges		5.00		7.50
Employee costs:				
Wages		27,609.71		31,695.89
Mileage reimbusement		1,175.81		1,680.33
Volunteer expense		396.99		360.00
ACC levies		142.84		269.58
TOTAL CASH EXPENSES		**38,632.10**		**46,900.46**
NET CASH SURPLUS/(DEFICIT)		**11,767.13**		**(41.66)**
Less: Depreciation (per asset schedule)		637.33		1,204.05
NET OPERATING SURPLUS/(DEFICIT)		**11,129.80**		**(1,245.71)**

Prepared by: Bryce G Orsborn

WANGANUI AREA NEIGHBOURHOOD SUPPORT GROUPS INC
STATEMENT OF FINANCIAL POSITION
as at 30 June 2014

(NZ Dollars)

	Current Year at 30 June 2014	Prior Year at 30 June 2013
CURRENT ASSETS		
ANZ Bank cheque account	5,112.11	7,234.72
ANZ Bank savings account	21,372.79	7,482.95
Total Current Assets	26,484.90	14,717.67
FIXED ASSETS		
Computer equipment	550.11	1,100.22
Office furniture	457.80	545.12
Total Fixed Assets	1,007.91	1,645.34
LIABILITIES	-	-
NET ASSETS	**27,492.81**	**16,363.01**
Represented by Trustees Funds		
Accumulated funds at start of period	16,363.01	17,608.72
Surplus/(Deficit) for the year	11,129.80	(1,245.71)
TOTAL ACCUMULATED FUNDS	**27,492.81**	**16,363.01**

Prepared by: Bryce G Orsborn
Wanganui
TeL: 26 348 0030

14 August 2014

WANGANUI AREA NEIGHBOURHOOD SUPPORT GROUPS INC
SCHEDULE OF ASSETS and DEPRECIATION
for the year 1 July 2013 - 30 June 2014

(NZ Dollars)

	Cost Price	Date of Acquisition	WDV 1 Jul 2013	No of Months	Depreciation Rate	Depreciation 2013-14	Accumulated Depreciation 30/06/2013	Accumulated Depreciation 30/06/2014	WDV 30 June 2014
Computer equipment									
HP Notebook computer & printer	1399	10-Jun-11	350	12	50% DV	175	1049	1224	175
HP Touchsmart Desktop & printer	1637	20-Apr-12	750	12	50% DV	375	887	1262	375
Total	3037		**1100**			**550**	**1936**	**2486**	**550**
Office furniture									
Desk, Mobile, Office Chair	676	29-Mar-12	**545**	12	16% DV	87	**131**	218	458
TOTAL ASSETS	3712					**637**	**2067**	**2704**	**1008**

WDV = Written Down Value

Prepared by: Bryce G Orsborn
Tel: 06 3480030 Wanganui

Project Report Form –Community Initiatives Fund

To be completed by all recipients of funds from the Community Initiatives Funding within 3 months of the completion of your project.

RECEIVED
27 JAN 2015
To: SW
File: 3-GF-8-2
Doc: 15 0036

If you do not complete and return this form this will affect your eligibility for future funding.

Please return the completed form to:
Rangitikei District Council, Private Bag 1102, Marton 4741
Attention: Grants Administrator

1. Name of applicant: MARTON & DISTRICT HISTORICAL SOCIETY
2. Name & location of project: MARTON HISTORICAL BOOKLETS.
3. Date of project: 27-11-14 (Printed)
4. Amount received from the Community Initiatives Fund: $ 1100-00
5. Please list the details of all outgoing costs for the programme / project /event (use separate sheet if necessary.):
   cost of printing booklets : $1224-75
6. Please list the details of all income for the programme / project / event (use separate sheet if necessary):
   The balance was covered by general fund raising which we do by our research work - also stall at Christmas Market
7. Give a brief description of the highlights of your project including numbers participating:
   The MDHS committee were all involved in proof reading booklet. Booklet is now available via MDHS, Project Marton, Marton Library and displayed at Rangitikei Heritage Group events.
8. Describe the main findings in your evaluation of the project and how it benefited the community:
   (please relate this back to the evaluation criteria you identified in your application & attach another sheet if necessary)
   We have had requests for the booklet to be repeated over the last year. It is so good that it is now available again. It is a booklet that highlights building in Marton, which hopefully will bring visitors to look at our town.
9. This report was completed by:

Name: PAT HAYMAN
Address: 50A HARRIS ST.,
MARTON 4710
Date: 12.1.15
Phone: 06 327 6063 fax:
Email: patricimph@xtra.co.nz.

TELEPHONE 06 327 7411
FACSIMILE 06 327 6898

28 High Street
Marton 27/11 20 14

Marton Historical Society

GST No. 18-225-212

TAX INVOICE

1838

6898

BOUGHT OF

MARTON PRINTERY LTD

- Photocopying
- Envelopes
- Stationery

(A. Buckendahl)

YOUR COMMERCIAL PRINTERS

Established 1946

Member Printing Industries New Zealand

- Invitations
- Letterheads
- Brochures

DESCRIPTION OF GOODS/SERVICES	CODE	AMOUNT
1000x DL 8pg Booklets		1065 00
with alterations		
(Paid 12/12/14 online)		

OUR TERMS: Payment due 20th month following invoice. Collection costs and interest on overdue accounts will be charged at current bank rates plus 2%.

Your Order No: Patricia

Payment can be made direct to our Bank Account:
ANZ 010681-0065669-00

NETT	1065 00
+ GST	159 75
TOTAL $	1224 75

Paid online at Westpac. 12/12/14

CURRENT	30 DAYS	60 DAYS	90 DAYS	OLDER
1,224.75	0.00	0.00	0.00	0.00

Payment can be made direct to our bank account:
01 0681 0065669 00

AMOUNT DUE
1,224.75

AMOUNT DUE
1,224.75

STATEMENT

MARTON PRINTERY LTD
28 High Street, Marton 4710
Phone (06) 327 7411 Fax (06) 327 6898
team@martonprint.co.nz
www.martonprint.co.nz

TO:

Marton Historical Society
PO Box 117
MARTON 4741

A/C REF:	MELODY
DATE:	30/11/2014
PAGE:	1

DATE	REF.	DETAILS	DEBIT	CREDIT
27/11/14	1838	Invoice	1,224.75	

CURRENT	30 DAYS	60 DAYS	90 DAYS	OLDER
1,224.75	0.00	0.00	0.00	0.00

Payment can be made direct to our bank account:
01 0681 0065669 00

AMOUNT DUE
1,224.75

REMITTANCE ADVICE

PLEASE RETURN WITH PAYMENT TO:

MARTON PRINTERY LTD
28 High Street, Marton 4710
Phone (06) 327 7411 Fax (06) 327 6898
team@martonprint.co.nz
www.martonprint.co.nz

FROM:

Marton Historical Society
PO Box 117
MARTON 4741

A/C REF:	MELODY
DATE:	30/11/2014
PAGE:	1

DATE	DETAILS	DEBIT	CREDIT
27/11/14	Invoice	1,224.75	

Paid online at Westpac. 12/12/14

AMOUNT DUE
1,224.75

Transaction List

Non Profit Organisation - 03-0683-0143296-000

Current Balance as at 12/01/2015: $291.63 CR

Payment Date	Description	Other Party Name	Particulars	Analysis Code	Reference	Debit	Credit
06/01/2015	DEPOSIT						$85.00
	Closing Balance:						$291.63 CR
05/01/2015	AUTOMATIC PAYMENT	MARTON HISTORICAL SO	Trf Savings			$10.00	
	Closing Balance:						$206.63 CR
30/12/2014	DIRECT DEBIT	VODAFONE NZ LTD	Vodafonefxd	7701163	7701163	$57.45	
30/12/2014	DIRECT DEBIT	LEASING SOLUTIONS	Konica	00014791567	8514549	$35.71	
	Closing Balance:						$216.63 CR
24/12/2014	CHEQUE				130671	$8.00	
	Closing Balance:						$309.79 CR
22/12/2014	Payment	Rangitikei District	DVDs	46279	13593569	$40.00	
22/12/2014	Payment	AON New Zealand	INsurance	Payment	13593570	$166.36	
22/12/2014	Funds Transfer	0683-0143296-025	bonus saver	Transfer	13587634		$135.01
	Closing Balance:						$317.79 CR
19/12/2014	CHEQUE				130670	$84.00	
19/12/2014	Payment	Rangitikei District	Advert	4215	13435391	$43.70	
	Closing Balance:						$389.14 CR
15/12/2014	DEPOSIT						$150.60
	Closing Balance:						$516.84 CR
12/12/2014	Payment	Marton Printery Ltd	Marton Print	Leaflets	13377477	$1,224.75	
	Closing Balance:						$366.24 CR
11/12/2014	DIRECT CREDIT	RANGITIKEI DISTRICT			Dvd Sales		$45.00
	Closing Balance:						$1,590.99 CR
10/12/2014	CHEQUE				130669	$32.00	
	Closing Balance:						$1,545.99 CR
	Opening Balance:	$1,577.99 CR					

RECEIVED
13 OCT 2014
To: SW
File: 3-GF-8-2
Doc: 14 0805

Report on RDC Community Initiatives funding accountability.

Wearabull Arts 30 August 2014

Funding: $1600.00 + GST

This was a highly successful community event, with many attending to watch as well as participate. The three targets which demonstrate how the project benefits the Rangitikei are:

1) Increased participation through entry numbers
2) Increased Bulls Got Talent participants
3) Audience feedback through introduction of survey forms

1) Increased entry numbers
   The total number of entries in the 2014 What a Load of Bull Wearabull Arts was 24. Although this was lower than the target based on last year's total of 34, we had significantly increased children/student participation. These entries for the category Recycl-A-Bull totalled 11, compared to last year's 4. This growth is encouraging for the children aspect of this event, as it is engaging the younger generations in the recycling materials and using creativity in order to reproduce amazing creations and costumes. In total we had 60 participants, from students in groups of four to designer/model teams.

2) Increased Bulls Got Talent participants
   Bulls Got Talent was a highly successful element combined with Wearabull arts this year. We had a record 8 participants, ranging from primary school through to our more mature community members. This has more than doubled, from last year's 3 participants. The acts of Bulls Got Talent also demonstrated the high levels of talent within Bulls and district, ranging from signer/dancers, to a nine piece primary school band. We also had highly entertaining acts from the Samoan members of the community and district, and in turn engaging a wider audience than previous years.

3) Audience feedback through introduction of feedback form
   Though this was the first year that survey forms were introduced to this event, we had a great response. These forms were on the entrance table, for the audience to fill out during the intermission and throughout the show. We received 20 completed forms, and all of our feedback was positive. The audience indicated they loved the show, with over half responding that their favourite part of the show was the Children's category. Other comments included were "Fabulous – love the atmosphere", "Quality of show excellent", and "An excellent social gathering".

Your transactions

Bulls and District Community T

Account number	03 0605 0195509-00
Last Summary date	01 September 2014
This Summary date	01 October 2014
Summary number	132
OPENING BALANCE	$24,162.57

MTS	NAME OF OTHER PARTY	PARTICULARS	CODE	REFERENCE	WITHDRAWAL	DEPOSIT	DATE	BALANCE
DE	Rebecca McNeil	R McNeill	W/Arts & N/L	12600784	159.75		08 Sep	24,002.82
DE	Jayme Anderson	J Anderson	Exp reimburs	12600785	747.03		08 Sep	23,255.79
DE	J Rangooni	J Rangooni	WArts Float	12605118	800.00		09 Sep	22,455.79
DD	Westpac	Business Crd	3039934470	Direct Debit	50.00		10 Sep	22,405.79
AP	Jayme Anderson	J Anderson	Salary		1,162.01		10 Sep	21,243.78
DC	Lion Foundation	Grants Pmt	110914	Lion Found		950.00	11 Sep	22,193.78
DC	Crown Payments	Crown Paymen	20140912-Crt	1700005532		3,632.85	12 Sep	25,826.63
DE	Fauldings Electrical	Fauldings El	W Arts	12678944	1,311.00		15 Sep	24,515.63
DE	Placemakers PN	Placemakers	BCC grant	12682832	3,184.65		15 Sep	21,330.98
				101340	850.00		17 Sep	20,480.98
DC	Rangitikei District	Westpac Bull		E798261		5,086.95	19 Sep	25,567.93
DE	Freedom Print & Desi	Freedom Prin	RGT	12723847	17.25		19 Sep	25,550.68
DE	Gosling Holdings	Gosling Hold	W/Arts	12723857	60.00		19 Sep	25,490.68
DE	Freedom Print & Desi	Freedom Prin	RGT	12723848	74.75		19 Sep	25,415.93
DE	Rangitikei District	Rang Monitor	W/Arts	12723851	119.60		19 Sep	25,296.33
DE	Rdc	RDC	W/Arts	12723855	133.00		19 Sep	25,163.33
DE	Rebecca McNeil	R McNeill	W/A, N/L	12723852	159.70		19 Sep	25,003.63
DE	Fairfax Media	Fairfax Medi	W/Arts	12723849	166.18		19 Sep	24,837.45
DE	Telecom	Spark	Telephone	12723853	218.44		19 Sep	24,619.01
DE	Party Up	Party Up	W/Arts	12723860	668.60		19 Sep	23,950.41
DE	Inland Revenue	86060000	Pay 31082014	12735994	829.10		19 Sep	23,121.31
				101337	195.50		19 Sep	22,925.81
				101341	280.00		19 Sep	22,645.81
BP	Carol Lewis	Carol Lewis	REMAX	Inv798255		244.00	22 Sep	22,889.81
				101338	135.00		22 Sep	22,754.81
						479.40	23 Sep	23,234.21

continued on next page

CR Credit
DD Direct debit
OD Overdrawn
DE Direct entry
AP Automatic payment
BP Bill Payment
DC Direct credit

RECEIVED
13 OCT 2014
To: SW
File: 3-GF-8-2
Doc: 14 08 06

Report on RDC Community Initiatives funding accountability.

Rangitikei's Got Talent 20 September 2014

Funding: $1,600 + GST

The three targets which demonstrate how to the project benefits the Rangitikei are:

1) Increased interagency participation
2) Increased interactivity of audience through introduction of survey forms
3) Increased audience numbers

Increased interagency participation:

This year, with the regional finale show being held in Bulls for the first time this encouraged regional agencies to come together to bring the event success. We had Rangitikei College do the snack bar as a fundraiser for the school, instead of catering out. We used GoBus Taihape, instead of other competing agencies outside of the district which had been used in previous events. We undertook sound and lighting from Fauldings who did a fantastic job. This event was highly successful because of the high involvement of the Taihape Community Trust, Project Marton, and Bulls and District Community Trust. Through these regional networks, this contributed towards additional support for the event.

Increased interactivity of audience through introduction of survey forms:

With 2014 being the first year survey forms have been introduced to such an event, the response was very positive. These forms were available at the venue entrance for the audience to fill out during the show and intermission. Three quarters of the forms were filled out and returned, some with comments such as "Loved it, I enjoyed myself", "Entrance fee good", and "great night".

Increased audience numbers:

This year we had a packed hall, with just over 200 community members attending the event. This was measured by handing out tickets on entry, and was slightly up from last year's 180 when the final was held in Taihape.

Thank you again, for the ongoing support for this regional event. It continues to grow every year, and is a great way of showcasing our local and regional talent within the district.

Rangitikei's Got Talent 2014

Expenses		Income	
Advertising	$ 308.00	Community Initiatives Funding	$ 1,600.00
Judges Expenses	$ 243.50		
Prizes	$ 740.00		
Bus	$ 303.69		
Printing	$ 80.00		
Total:	$1,675.19		$ 1,600.00

Project Report Form –Community Initiatives Fund

To be completed by all recipients of funds from the Community Initiatives Funding within 3 months of the completion of your project.

RECEIVED
25 MAY 2015
To: SW
File: 3-GF-8-2
Doc: 15 0398

If you do not complete and return this form this will affect your eligibility for future funding.

Please return the completed form to:
Rangitikei District Council, Private Bag 1102, Marton 4741
Attention: Grants Administrator

1. Name of applicant: BULLS + DISTRICTS FREINDSHIP CLUB
2. Name & location of project: JUST FRIENDS DAY BULLS
3. Date of project: 18 March 2015
4. Amount received from the Community Initiatives Fund: $ 60-00
5. Please list the details of all outgoing costs for the programme / project /event (use separate sheet if necessary.):
   Hire of Hall $50-00 ASSISTANCE WITH PREPERATION AND CLEAN UP $60-00 ENTERTAINMENT $70-00 RAFFLE PRIZES $100-00
6. Please list the details of all income for the programme / project / event (use separate sheet if necessary):
   ~~FREE~~ Raffles + Sales of Donated Goods $500 (rounded)
   NO entrance fee is charged
7. Give a brief description of the highlights of your project including numbers participating:
   56 people attended from as far afield as Taihape, Levin, Palmerston North + Wanganui
   The whole event is designed to bring Freindship Club Members from the surrounding to meet new friends, establish contacts and provide convivial afternoon of activities for the retired seniors
8. Describe the main findings in your evaluation of the project and how it benefited the community:
   (please relate this back to the evaluation criteria you identified in your application & attach another sheet if necessary)
   It brought 50 people to the town (many of whom made a day of it) The event was held better this year as it clashed with nothing else and was not distorted by public holidays. We did in fact make contact with a group we had not heard of before and have since exchanged attendance with other clubs.
9. This report was completed by:

Name: S.T. ROBERTS (Secretary and Treasurer)
Address: 143 Parewanui Road
Bulls
Date: 20-5-15
Phone: 06 322 1786 fax:
Email: bullsfreindshipclub@gmail.com

Project Report Form –Community Initiatives Fund

To be completed by all recipients of funds from the Community Initiatives Funding within 3 months of the completion of your project.

RECEIVED
03 MAR 2015
To: SW
File: 3-GF-8-2
Doc 15 0119

If you do not complete and return this form this will affect your eligibility for future funding.

Please return the completed form to:
Rangitikei District Council, Private Bag 1102, Marton 4741
Attention: Grants Administrator

1. Name of applicant: Anne George
2. Name & location of project: Marton Country Music Festival Inc
3. Date of project: 16-17-18 January 2015
4. Amount received from the Community Initiatives Fund: $ 1400-00
5. Please list the details of all outgoing costs for the programme / project /event (use separate sheet if necessary.):
   Attached
6. Please list the details of all income for the programme / project / event (use separate sheet if necessary):
   Attached
7. Give a brief description of the highlights of your project including numbers participating:
   Highlights 1/ Jason Bradley - to country singer and musician from South Africa 2/ Hundreds of happy faces around the ground Approx 3000 attend. Many more locals enjoying the festival
8. Describe the main findings in your evaluation of the project and how it benefited the community:
   (please relate this back to the evaluation criteria you identified in your application & attach another sheet if necessary)
   The community love to watch and welcome the many visitors Many more local community folk attended the festival and the feed back from them was very positive. Many had not realised the event was as enjoyable as they found it and said they cant wait for next year
9. This report was completed by:

Name: Anne George
Address: 482 Wellington Road
Marton
Date: 3-3-2015
Phone: 06 327 7877 fax: n/a
Email: annegeorge@orcon.net.nz

MARTON COUNTRY MUSIC FESTIVAL 2015

PLEASE NOTE THAT THESE ACCOUNTS ARE NOT AUDITED AS OUR BOOKS DON'T CLOSE UNTILL THE END OF MARCH

MARTON COUNTRY MUSIC FESTIVAL 2015

COSTS

HIRAGE	
Party Up	15706-00
Wheelie Bins	402 –50
Gate Keepers	500-00
Security	600-00
Stage Sound and Lighting	2503-00
Web Site	2000-00
Artists (travel/fees/accommodation)	15000-00
Insurance	402-50
Admin	2500-00
Advertising	2500-00
Volunteers	2500-00
Café	2222-00
Stall	1300-00
Raffles	106-00
TOTAL	**48242-00**

MARTON COUNTRY MUSIC FESTIVAL 2015

INCOME

Bought Forward	11000-00
GRANTS	
Creative Communities	2900-00
Community Initiatives	1400-00
NZ Lottery	5000-00
C.O.G.S	2659-00
Duddings Trust	1500-00
Whanganui Foundation	1000-00
Pub Charities	5000-00
Lion Foundation	6000-00
Sponsors/Donations	1200-00
Gate Sales	22000-00
Raffles	1162-00
Stall	1843-00
Café	4647-00
TOTAL	**67311-00**

MARTON COUNTRY MUSIC FESTIVAL

TO INITIATIVE COMMITTEE

Dear Committee,
On behalf of the Marton Country Music Festival I would like to thank you for the contribution to the festival made by your committee.
The contribution helped the festival committee bring a lot of happiness to Marton by providing a well organized and safe weekend of easy listening music.
Many visitors from around the country came and a lot of friendships were made, while some old friendships were renewed.
This festival provides a highlight for Marton, and the locals look forward to it each year.
Thank you, for your support
Kind regards
Anne George

THE FESTIVAL FOR ALL AGES AND ETHNITICITIES

Project Report Form –Community Initiatives Fund

To be completed by all recipients of funds from the Community Initiatives Funding within 3 months of the completion of your project.

If you do not complete and return this form this will affect your eligibility for future funding.

RECEIVED
20 APR 2015
To: S.W
File: 3-GF-8-2
Doc: 15 0235

Please return the completed form to:
Rangitikei District Council, Private Bag 1102, Marton 4741
Attention: Grants Administrator

1. Name of applicant: Rangitikei College
2. Name & location of project: as above - School Kapa Haka Group.
3. Date of project: Term 3 + 4 2014
4. Amount received from the Community Initiatives Fund: $ 1725-00
5. Please list the details of all outgoing costs for the programme / project /event (use separate sheet if necessary.):
   Tuition and travel for Kapa Haka Tutor
6. Please list the details of all income for the programme / project / event (use separate sheet if necessary):
   No other income
7. Give a brief description of the highlights of your project including numbers participating:
   2014 saw the re-establishment of a Kapa Haka group in the College. The students performed in the Senior Prizegiving for the first time and were well-received by all attending. They also performed at the Interhouse Haka/Waiata competition.
8. Describe the main findings in your evaluation of the project and how it benefited the community:
   (please relate this back to the evaluation criteria you identified in your application & attach another sheet if necessary)
   Students have stood taller in the community and have a better understanding of their culture. This has improved their behaviour in the wider community and they have a greater focus on achievement. This benefits the community as a whole. As we lost seniors at the end of 2014, we are rebuilding in 2015 and hope to compete in regionals in 2016.
9. This report was completed by:

Name: EK Biggs
Address: 2/x Bredins Line
Marton
Date: 31/3/2015
Phone: 06 3277024 fax: 06 3278287
Email: principal@rangitikei college.school.nz

Project Report Form –Community Initiatives Fund

RECEIVED
01 AUG 2015
To: PJ
File: 3-GF-8-2
Doc: 15 0536

To be completed by all recipients of funds from the Community Initiatives Funding within 3 months of the completion of your project.

If you do not complete and return this form this will affect your eligibility for future funding.

Please return the completed form to:
Rangitikei District Council, Private Bag 1102, Marton 4741
Attention: Grants Administrator

1. Name of applicant: Royal New Zealand Plunket Society Manawatu Wanganui Area Inc
2. Name & location of project: Plunket Rangitikei Parent Education Program.
3. Date of project: 1 October 2013 - 30 June 2015
4. Amount received from the Community Initiatives Fund: $ 1000 —
5. Please list the details of all outgoing costs for the programme / project /event (use separate sheet if necessary.):
   Course resources $791, PEPE external Contractors $408 Travel Mileage $1033
   plus Plunket Pepe facilitator Wages
6. Please list the details of all income for the programme / project / event (use separate sheet if necessary):
   Dudding Trust grant $1000
   Rangitikei DC Comm Initiatives fund $1000
7. Give a brief description of the highlights of your project including numbers participating:
   Variety of Parent Education topics & sessions held across 4 locations in the Rangitikei District including baby brain development, first aid for toddlers sleep settling & looking after mum etc. Participants averaged 14 per session plus facilitator & contractors
8. Describe the main findings in your evaluation of the project and how it benefited the community:
   (please relate this back to the evaluation criteria you identified in your application & attach another sheet if necessary)
   Providing a variety of locations within the region made it easier for parents to attend local sessions. Relevent topics, ease of location assisted attendance numbers achieving full groups on most topics (averaged 14) Over 60 sessions were held during the period
9. This report was completed by:

Name: Kylie Gibbard.
Address: PO Box 126
Palmerston North.
Date: 28/7/15
Phone: 021 904 860 fax:
Email: Kylie.gibbard@plunket.org.nz

@ 29/7/15

Plunket



Royal New Zealand Plunket Manawatu Wanganui Area Society Inc

Annual Report

1 July 2013 to 30 June 2014

Thank you to Plunket Manawatu Whanganui's Sponsors, Funders and Supporting Businesses.



horizons regional council

Joyce Fisher Charitable Trust

Lottery Grants Board
LOTTO FUNDS FOR YOUR COMMUNITY

Guardian Trust
THE TRUST COMPANY

NORWOOD
C B Norwood Distributors Ltd

INTERNAL AFFAIRS
Te Tari Taiwhenua

RED SUPPORTERS

Eastern & Central COMMUNITY TRUST

Pub Charity

Public Trust

Infinity foundation Limited

GREEN SUPPORTERS

BLUE SUPPORTERS

NATIONAL SPONSORS & SUPPORTERS

Thank you to Plunket New Zealand Sponsors & Supporters:

BNZ **Watties** **Huggies** **Kidicorp**

Colgate Trade Me TRN Farmers

Area Managers Report

Jo Malcolm-Black – Area Managers Report

The 2013 to 2014 year was a challenging but consistent year for services in our region.

While our dramatic move to the Wanganui Family Centre in August/September, and from the Pahiatua Clinic in January was difficult for volunteers and staff alike, we had great support from branch and committee, and our community, and understanding around our decision to relocate.

This year we sadly said farewell to our long time Whanganui Kaumatua Uncle Bill – Ariki Hirini Hanara Mare Mare. Uncle Bill's contribution is greatly missed but was much appreciated, and leaves a void. In the Manawatu we welcome Papa Pereiha as our kaumatua. He has already been a wonderful influence on our team. We also fare welled board members Sheena Maru and Ruth Butter who moved on to other challenges.

Ultimately there was very little interruption to service. This year there were staff changes to the various teams and in general we improved our service delivery in Well Child, Community Services, B4 Schools and PAFT. I acknowledge the hard work of our team leaders Anne Wild, Jackie Foss, Theresa Ryder, Veronica Fieldsend, Stephanie Hansen Relinde Tap and Michelle Copeman, and acknowledge the contributions made by Christine Edge, Deborah Loveridge and Kirsty Dysart who left us during the year. Thank you for ensuring our families have not missed out. You have contributed to Plunket adding to the lives of local families and ensured that we have a reputation as consistent partners in this community.

- **Well Child Contract**

During the year we enrolled 2567 new babies and had 29,744 clinical contacts with Manawatu/Wanganui families through the Well Child contract. As delivery sites are led by the needs of the client, our clients were seen predominantly in the home (64.1%), with the next highest location being in clinic (21.9%):

Location of visits 2013-2014

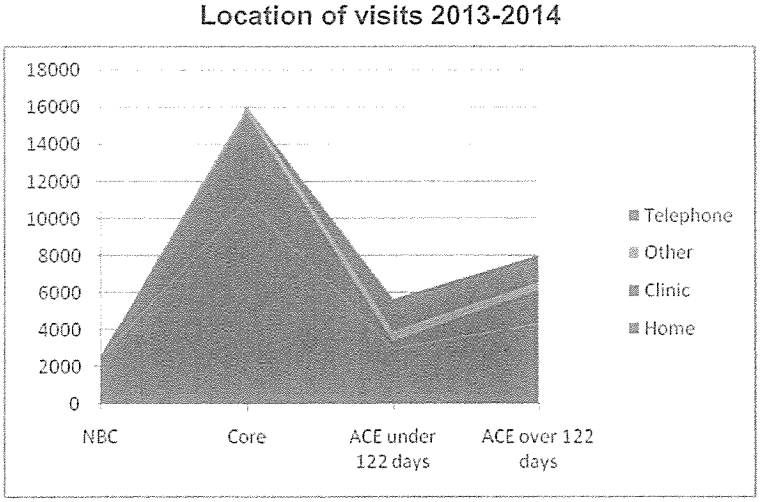

Proportionately, we delivered the highest rate of core and additional contacts (39.5%) to those families identified as being deprivation in 8, 9, and 10 which indicates a continuing strong need for support from high needs families.

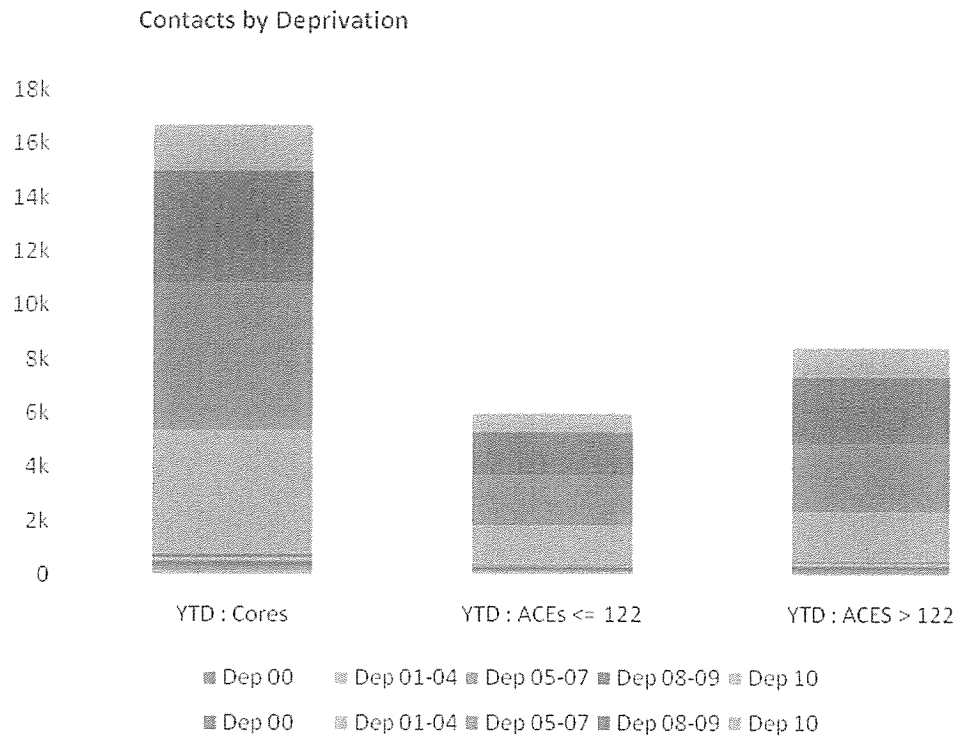

The reason why is evident when we look at the split of our families. The largest cohorts of our clients are in the highest need areas. – deprivations 5- 7 make up 33% of the cohort. In our region only 28.9% of our families sit in deprivation 0-4.

Split of Manawatu/Wanganui new baby cases by deprivation

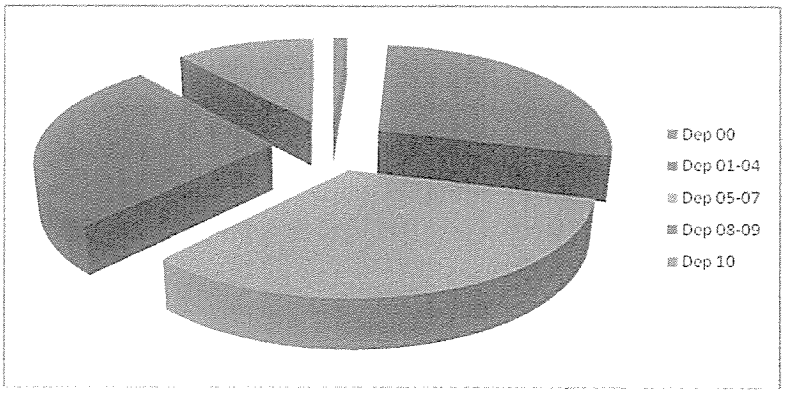

There continue to be a number of challenges to ensure families get support in the areas that they need. This year our team held community meetings in Palmerston North and Wanganui to link with other community agencies to bridge gaps.

- **B4School and PAFT**

This year B4School team achieved all targets despite changes in staff and increased quintile 4 (high need) targets, mainly due to the drive of coordinator Theresa Ryder to ensure that families did not miss out when there were gaps in staff availability. Our partnership with our three iwi partners, (Rangitane O Tamaki Nui a Rua incorporated, Te Te Wakahuia Manawatu Trust Hauora, He Puna Hauora) survives and thrives. This team has also enjoyed strong support from our Child & Youth Health Portfolio Manager Barb Bradnock. This year the PAFT team made some practice changes to ensure that our families receive quality processes and support. Under the new leadership and support of Stephanie Hansen the team has had a particular focus on education around Care and Protection of children.

- **Manawatu/Whanganui Board**

My thanks go to the amazing support provided by Marie and the board this year. Your vision of what services should look like and your passion to see them achieved have for me been inspiring. That solution focused approach to the challenges that we have faced have enabled us to progress strategies around buildings, playgroups and the future. The addition of Kylie Gibbard to our team has enabled a great deal of these strategies to progress. Thank you Kylie for the drive you have brought to our team.
On a personal note I would also like to acknowledge the support that Marie has given me as Area Manager over the last three years. Your ability to quickly assess situations, and provide timely support and feedback has I think been contributory to the progress that we have achieved in Manawatu/Whanganui over this time. You are in my opinion, one of the best Area Presidents that Plunket has. Thank you for having such a strong inner voice.

While this is my last full year as Area Manager, I know the team is confident in the year ahead, and I still feel excited about what is yet to be achieved. You have all been a pleasure and an inspiration to work with. I will be watching.

He aha te mea nui o te ao?

He tangata! He tangata! He tangata!

What is the most important thing in the world?

It is people! It is people! It is people!

Jo Malcolm-Black

From the Chair

Marie Henry - Board Chairperson Report

This marks the second AGM for the Manawatu/Wanganui Area Society under the transformative rules introduced in 2011 which saw the creation of our Area Board structure. During this past year our Area Board has raised again the level of governance we are working at, thinking and working more at strategic level than ever before. This has been due in large part to the strong trust that has been built between our board and the operational teams that we have working at the coalface in our Area. It has been through this strengthened relationship with Jo Malcolm-Black as Area Manager and through her, her team, that the board has been able to step away from getting involved in day-to-day doing to focus on resolving some of the long standing issues in our area and start to consider new initiatives we would like to support. Thank you to all of the Manawatu/Wanganui staff that go above and beyond for Plunket in our Area.

This year has also seen a transformation in the grants funding the Area Society has been fortunate to receive, this is due to the high degree of professionalism and skill that Kylie Gibbard brings to the grants and fundraising role. Through Kylie's efforts as well as those in our Community Services Team headed by Relinde Tap, and the work of our dedicated volunteers, we have been able to continue to provide such a broad range of services such as parenting education, carseat checking clinics, home-help, and playgroups.

Plunket has a strong tradition of volunteering and our volunteers remain critical to achieving all that we do. In recognising that the number of volunteers in our organisation is in decline it often puts a greater demand on those that do. Thank you to all of you who gave your time and effort to support Plunket in the last year.

Finally, I would like to thank my fellow board members for your support throughout this year.

Together we have made significant steps towards making our area a better place to raise young children. I look forward to the coming year and building on the inspiration gained from our Plunket conference.

Regards, Marie

Community Services

Relinde Tap – Community Services Team Leader

It has been a busy and exciting time since I started my role as the Manawatu/ Whanganui Community Services Leader on the 25th of March 2014.

The Manawatu/Whanganui Community Services Teams, which consists of the Community Support Coordinators, the Parent Educators (PEPE) and the Car Seat Technicians, add greatly to the services Plunket offers to support our children, families and the local communities. These teams works together with the Plunket Area Board, Plunket Committees/Groups, Plunket nurses, the B4School team and PAFT to support a visible, responsive and sustainable Plunket.

During the past months the Community Services teams have been building up again after staff left for a variety of reasons such as maternity leave, a new role as a Kaiawhina within Plunket or to move to a new area or job. An active recruitment process led to the appointment of multi-skilled and diverse teams who offer support in the local areas for our children, families and the communities they live in.
Inductions and professional development has supported communication pathways which have led to better resolution of 'roadblocks' for our staff and have built staff knowledge and confidence. This ongoing process will support better retention and well supported, well resourced and motivated, passionate staff.

Plunket volunteers are an invaluable part of our Plunket Community. Our Community Support Coordinator teams have started building a bigger volunteer base in the different areas. This is an ongoing process as volunteering has changed in today's world where volunteering is often a more short term commitment rather than the often lifelong volunteers Plunket was built on. More diverse volunteer role descriptions are being developed to support our volunteers in feeling engaged, supported and part of the bigger Plunket community. A volunteer data base is at present also under development by Plunket's National office with the support of the areas to make sure our communication with our volunteers is extended in the future and this development will also help to give our volunteers a greater sense of contribution and belonging.

Links with local Plunket committees/groups are deepening as we gain a better understanding of the needs of our changing local communities and the knowledge and skills available in the often very different localities. The transition from Plunket committees to Plunket groups will be complete in 2015 as we move forward to a modern Plunket which is relevant for todays and future families. This process will be a continuous learning cycle as our communities change and become more diverse.
Cooperation and networking with other organizations, groups and individuals in the Manawatu/Whanganui community to support Plunket's visibility and relevance in the communities has also been an important part

of the previous months. This include working closer together with local groups to make sure we work together in giving every child the best start in life.

- **Community Support Co-ordinators**

The community support coordinator's team has expanded to 8 staff members in the past months. This very motivated, knowledgeable and diverse group of CSC's have all contributed in many different ways in their local areas to support the children and their families in a flexible way that is relevant and helpful for them. The CSC teams are working in cooperation with the parent education team in helping to organise courses, they also recruit and work with volunteers, they support new parents with a phone call explaining Plunket's many different services, organise/support new parent coffee groups, play groups, a puzzle library, swap shops and liaise with the community. Quite a few of them also have great skills in opting in the help of their family, friends and others in their community to support gardening, cleaning, painting and other jobs that need doing to keep the Plunket rooms and family centres in working order. Having coordinators with different skills and interests has helped to support our families on many different levels and needs. Thank you all for an exciting Plunket year!

- **Parent Education**

Our Parent Education team has gone from strength to strength this year and our 10 PEPE facilitators are supporting parents/whānau in their rewarding but sometimes difficult job of parenting.

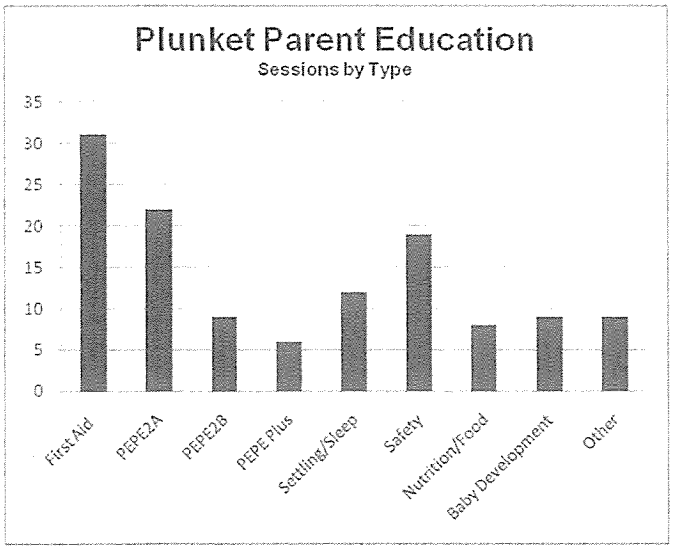

New Partnerships with other organizations such as START Youth Services have also strengthened our team and has given parents more choices. Developing a more diverse group of parent educators, such as a Pacific facilitator, is also one of the strengths we developed this year.

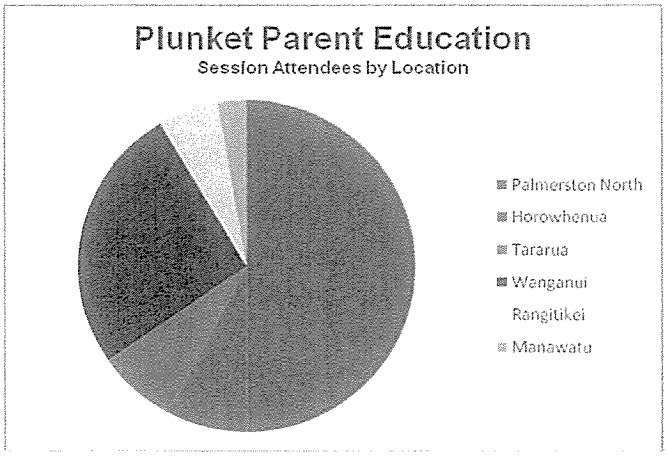

Professional Development courses in PEPE and SKIP have supported our facilitators in their skills and knowledge.

Plunket Manawatu/Whanganui is continuously looking at ways to keep parent education relevant for today's parents/whānau. A big thank you to our dedicated Parent Education team!

- **Play and Support Groups**

Play groups and Support groups, such as our new parents groups, are integral to Plunket's place in the community and have become more important than ever as social isolation becomes a greater challenge. Playgroups and Support groups are a great place to meet other parents who live in the area and support parents in their parenting role. They also support families through providing their children with valuable educational and social experiences in a meeting place in the local community. The Community Support Coordinators are supporting our groups in the different areas and are continuously looking for new opportunities to support our parents in ways that are relevant to the parents and their children. Thank you to all the people who make our groups such wonderful experiences for our children and their parents!

- **Car seats**

75 group demonstrations

1,419 rentals

8 schemes

284 car seat sales

43 donated seats

563 seats corrected on the side of the road

60 ACC booster sales

2,608+ conversations about advice and installation

2,104 car restraints checked and corrected at Checking Clinics

30,704+ views of our car seat Facebook Page

Palmerston North Scheme has continued to grow with the Service now being open on a Saturday morning, allowing couples to come in together for that much needed seat or advice. The Wanganui Scheme has moved three times due to the closure of Campbell Street due to earthquake damage. They are now temporarily working from the YMCA Building and looking forward to reuniting back in new Plunket Premises in the future. In Pahiatua the service is trying to operate from a garage at Tararua Early Years, and also waiting for Plunket Premises. Levin, Feilding, Marton, Dannevirke and Taihape continue to offer their knowledge and skills in and around the community.

A positive move within the Service was to have a small selection of infant capsules, car seats, booster seats and accessories now available as an alternative to renting. These have been assessed by Plunket to ensure they meet the safety standards required, based on current research and testing recommendations. Current research shows that children should be in a booster seat until they are 148cm tall. Plunket in the Manawatu/Wanganui Area and other organisations, are actively promoting this message and working to educate the public on the reasons why. We are now taking our message into the local Primary Schools and measuring children, then showing them how much safer it is to sit in a booster seat, and how much more they can also see out the window!
ACC and Plunket have worked closely on a joint booster seat initiative. ACC provided Plunket with $250,000 in funding to help spread the 'Booster is Best' and the 148cm message. At the completion of the project more than 5,000 subsidised booster seats were distributed via the Plunket network. Each sale generated a contact point where Plunket was able to educate the public on booster seat usage, check other cars seats and generally advocate to parents and the wider community that a booster is best.

Plunket Car Seats holds a very strong position in our communities and will continue to work alongside all parts of Plunket promoting other services and looking for ways to work together with the aim of keeping kids in safe seats.
All Car Seat staff are trained and registered Car Restraint Technicians as displayed on the NZTA website. All Technicians are currently working on achieving a National Certificate in Retail which will ensure the customer receives the best possible help at the time of sale or hire.

- **Volunteers**

Our Volunteers work with Plunket staff to support families/whānau to give their children the best start in life. Volunteer roles include: supporting and running groups for parents, organising fundraisers, coordinating play groups, giving administrative support, helping out with our annual appeal, running our children's clothing swap shop, doing gardening or maintenance and many other jobs, big and small, that need doing. We really appreciate the work of our volunteers. Thank you - Plunket could not do what we do without you!

Some of the exciting fundraisers that took place throughout the year included

- Christmas Wrapping - December

A great little fundraiser at one of the busiest times of year but those who took part enjoyed the Xmas spirit of wrapping presents and the community goodwill of a donation to Plunket in return. The wrappers from different community groups took turns throughout December and in the week leading up to Xmas, Plunkets volunteer present wrappers were so busy we needed extra helpers during our shifts which resulted in some great hourly rates in fundraising terms. We will be doing this fundraiser again this year.

- Blue Bear Annual Appeal – March

Our street and business appeals kicked off on Friday 3rd March in the Square and then continued in the Plaza on Saturday. We had a wonderful response from the public and are looking forward to having more volunteers next year to donate 1 hour of their time to collect for Plunket.

- Central Districts Field Days – March

Again our fabulous staff and volunteers made this event a huge success. Our baby changing/feeding areas and fenced children's playground were fully utilized by event visitors and we thank CB Norwood, Farmlands, Fairfax Media and Hirepool whose generous support enabled us to provide these facilities free to parents at the event.



While the Saturday saw Cyclone Luci invade and our Pedal pull competition cut short, we thank all the supporting businesses who donated prizes. The kids and adults alike had a great time testing their Pedal strength pulling a weighted sled along the ground.

We look forward to next year's event which will see Plunket provide even more services on site for parents and some fun events to take part in as fundraisers as well.

- **Engaging with a more diverse community**

Community Services is looking at ways of engaging the diverse community in the Manawatu/Whanganui area in different ways by thinking more outside the square of what we are already doing. Some of these ideas incorporate the inclusion of more Maori, Pacific, Chinese and Indian families in the services we offer as well as offering parent education in different places and in different forms which will support our families to feel more comfortable and at home within the Plunket community.

- **Area Board**

Manawatu/Whanganui has a dedicated Area Board who advocate strongly for the community and the Community Services Teams. The partnership between the Area Board and the Community Services Team supports a forward looking approach to find solutions for the challenges Plunket faces. The Community Services team greatly appreciates the support given to them by the Area board and the hard work they put in to enhance the Plunket experience for our children, parents, community and staff in the Manawatu/Whanganui area.

Dr Relinde Tap - Community Services Leader Manawatu/Whanganui

Finance and Treasury Report

Kylie Gibbard – Finance and Treasury Coordinator

Ensuring best practice systems and procedures has been a focus for all team members including staff and volunteers involved with finance and treasury process for Plunket Manawatu Wanganui this year as we move from separate Plunket entities and local committees to Plunket groups. Thank you to all the team for their assistance while we established these new procedures and processes.

Working with the Community Services team to improve volunteer fundraising efforts and successes has helped to meet the Area board identified fundraising targets.

Increases in the number and quality of grant applications in the second half of the financial year for project specific needs has enabled capital building improvements to be made to various Plunket rooms throughout the area, helping to bring them up to date and move towards having fit for purpose facilities. This focus will continue in the 2014/2015 financial year.

Forward planning of the Community services programme grant applications and subsequently income, alongside monitoring and management of programme related expenses, has assisted balancing grant income receipts with Community service programmes provided. This planned services, funding confirmed based approach, has provided surety to the Community Services team allowing forward planning to extend to up to 6 months ahead knowing funding for these services is in place.



The need for Plunket Manawatu Wanganui area to increase funding options in the future also saw the development of our "Building Blocks" corporate sponsorship program. This program will be advanced with more businesses and organisations next year.

We look forward to expanding on the relationships established during the year as we work towards a sustainably funded Plunket Manawatu Wanganui Area.

Kylie Gibbard

FINANCIAL STATEMENTS
For the Year Ended 30 June 2014
Royal New Zealand Plunket Society
Manawatu/Wanganui Area Incorporated

	Page
Statement of Financial Performance	2
Statement of Movement in Equity	3
Statement of Financial Position	4
Notes to the Financial Statements	5 - 12

Statement of Financial Performance
For the Year Ended 30 June 2014
Royal New Zealand Plunket Society
Manawatu/Wanganui Area Incorporated

		$	$
INCOME			
Annual Appeal		17,132	16,013
Bad Debts Recovered		1,763	2,251
Bequests		554	-
Contracts		8,494	425
Donations		12,986	30,416
Volunteer Fundraising		14,246	9,775
Gain on Disposal of Assets		5,383	-
Grants	3	75,422	71,524
Interentity Income	4	44,126	72,931
Investment		4,910	6,506
Membership Subscriptions		87	86
Other		3,507	6,645
Rental - Car Restraints/Other Equipment		82,806	67,589
Rental - Premises		11,250	11,323
Retail - Car Restraints/Equipment		51,000	43,651
TOTAL INCOME		333,667	339,135
EXPENSES			
Administration	5	5,528	11,195
Annual Appeal		2,227	3,511
Depreciation	6	55,581	45,382
Education and Promotion Costs		5,557	8,494
Fundraising Expenses		3,500	(11,377)
Honoraria		3,303	3,185
Interentity Expenses	4	234,558	247,850
Loss on Disposal of Assets		2,223	6,270
Meetings		990	1,486
Other Staff/Volunteer Costs		6,254	27,461
Professional Fees		67	44
Property and Equipment	7	48,859	40,397
Remuneration		576	1,059
Retail - Car Restraints/Equipment		29,598	45,670
Staff / Volunteer Development		115	597
Travel		2,398	9,411
TOTAL EXPENSES		401,332	440,635
SURPLUS/(DEFICIT) FOR YEAR		(67,666)	(101,500)

Statement of Equity
As at 30 June 2014
Royal New Zealand Plunket Society
Manawatu/Wanganui Area Incorporated

	Notes	2014 $	2013 $
OPENING EQUITY BALANCE		1,029,841	1,128,383
Surplus / (Deficit) for the year		(67,666)	(101,500)
Increase / (Decrease) in Land and Buildings Revaluation		52,229	2,907
Entity Transfers		144,707	52
CLOSING EQUITY BALANCE	8	1,159,111	1,029,841

Statement of Financial Position
As at 30 June 2014
Royal New Zealand Plunket Society
Manawatu/Wanganui Area Incorporated

	Notes	2014 $	2013 $
EQUITY	8	1,159,111	1,029,841
REPRESENTED BY:			
CURRENT ASSETS			
Cash and Cash Equivalents	9	226,135	330,539
Debtors	10	33,396	29,585
Stock on Hand		16,617	-
		276,148	360,123
CURRENT LIABILITIES			
Accruals and Provisions		24,696	22,124
Creditors	11	31,823	42,670
GST Payable		1,919	3,517
Income Received in Advance	12	37,340	11,200
		95,778	79,511
WORKING CAPITAL SURPLUS/(DEFICIT)		180,370	280,613
NON-CURRENT ASSETS			
Fixed Assets	13	877,712	746,228
Loans Within Plunket	14	101,029	3,000
		978,741	749,228
NET ASSETS		1,159,111	1,029,841

For and on behalf of the Area

..... Area President

..... Area Treasurer

..... 2014

Notes to the Financial Statements
For the Year Ended 30 June 2014
Royal New Zealand Plunket Society
Manawatu/Wanganui Area Incorporated

1 STATEMENT OF ACCOUNTING POLICIES

REPORTING ENTITY

The Royal New Zealand Plunket Society Manawatu/Wanganui Area Incorporated (the Area) is a not-for-profit organisation, which is incorporated under the Incorporated Societies Act 1908 and registered under the Charities Act 2005.

The Area has been established to carry on activities for the exclusive benefit of charitable purposes within New Zealand.

The following reporting entities have been included in these financial statements:
Manawatu / Wanganui Area
South Tararua
Bulls Ohakea
Hunterville
Marton
Rongotea - Closed March 2014
Feilding Sub Branch
Kimbolton - Closed March 2013
Manawatu/Wanganui Area CSS
Otaki / Te Horo - Closed March 2013
Manakau
West End Awapuni Plunket Group
Hokowhitu Plunket Group
Wanganui Playgroup Plunket Group
Rongotea Plunket Group
Marton Plunket Group

STATEMENT OF COMPLIANCE AND BASIS OF PREPARATION

The financial statements have been prepared in accordance with the New Zealand Generally Accepted Accounting Practice (NZ GAAP). They comply with New Zealand Financial Reporting Standards (NZ FRS) and Statements of Standard Accounting Practice (SSAPs) as appropriate to Public Benefit Entities.

The Area is deemed a Public Benefit Entity for financial reporting purposes, as its primary objective is to provide services to the community for social benefit and has been establised with a view to supporting that primary objective rather than a financial return.

The Area is a not-for-profit organisation. The Area is required by its constitution to prepare general purpose financial statements.

The financial statements are presented in New Zealand Dollars.

The financial statements are prepared on the basis of historical cost unless otherwise specified.

The accounting policies have been applied consistently to all periods presented in these financial statements. To ensure consistency with the current year, certain comparative figures have been reclassified to conform to the current year's presentation.

2 SIGNIFICANT ACCOUNTING POLICIIES

(i) Property, Plant and Equipment

Items of property, plant and equipment are stated at cost less accumulated depreciation and impairment losses. Where an item of property, plant or equipment is disposed of, the gain or loss recognised in the statement of financial performance is calculated as the difference between the sale price and the carrying amount of the asset.

Land and buildings are stated at valuation as determined by an independent valuer or by a person who is sufficiently experienced to conduct a valuation using market data available such as Capitalisation rates and Rateable values. The basis of valuation of the land and building is highest and best use.

(ii) Depreciation

Depreciation on other fixed assets is charged on a straight line basis so as to write off the cost or valuation of the fixed assets to their expected residual value over their estimated lives.
The estimated useful lives are as follows:

Land	No depreciation
Buildings	50 years
Building Improvements	10 years
Leasehold Improvements	10 years
Equipment and Fumiture	3 - 5 years
Computer Hardware	3 years
Car Seats	5 years

(iii) Debtors

Debtors are stated at net realisable value.

(iv) Investments

Investments are stated a the lower of cost or net realisable value.

(v) Stock

Stock is stated at the lower of cost or net realisable value.

(vi) Differential Reporting

The Area is not public accountable and because of its size has taken advantage of all differential reporting exemptions which are allowed under the framework for Differential Reporting.

(vii) Goods and Services Tax

The financial statements have been prepared on a GST exclusive basis with the exception of debtors and creditors which are stated as GST inclusive.

			2014	2013
			$	$
3	GRANTS			
	Received from:	*Purpose:*		
	Bush Charitable Trust	Plunket Room Rent	-	4,500
	COGS	PEPE (Refund 2010/11)	-	(298)
	COGS	Operating Costs/CSC wages	696	-
	COGS	Wages	7,500	4,750
	Dudding Trust	Car Seats	4,070	-
	Eastern and Central Community Trust	CSC and PEPE Wages	5,530	9,000
	Endeavour Community Foundation	Lighting/equipment/storage/wages	2,796	-
	Endeavour Community Foundation	Car Seats	1,500	-
	First Sovereign Trust	Heat pump Otaki Plunket Rooms	2,351	-
	Fonterra	Child Seats	-	2,174
	Horizons Regional Council	Checking Clinics	11,530	12,209
	Horowhenua District Council	Car Seat Service	400	-
	Infinity Foundation	CSC	5,000	-
	Infinity Foundation	Wages	4,000	-
	Infinity Foundation	Infant / Child Seats	-	3,325
	John Ilot Charitable Trust	PEPE	1,500	1,500
	Joyce Fisher Trust	CSC and PEPE	1,643	-
	Kingdom Foundation	PEPE	10,000	-
	KPS	Safety Days	-	9,859
	KPS	Sharing Day/Skip	-	1,303
	KPS	Staff Training	-	933
	Lottery Grants Board	CSC	-	10,000
	Manawatu District Council	Wages	270	-
	NZ Community Trust	Infant Seats	-	3,000
	Page Trust	Car Seats	1,000	-
	Pub Charity	Storage container/clinic repairs/ Car Seats	5,500	-
	Pub Charity	Container Costs	1,550	-
	Pub Charity	Infant / Child Seats	-	2,450
	Rangitikei District Council	PEPE	358	-
	Tararua District Council	Dannevirke Plunket Rooms	113	-
	The Southern Trust	CSC wages	585	4,819
	TrillianTrust	Pahiatua HRV system	2,700	-
	Trust House Community Enterprise	PEPE	1,200	-
	Wanganui District Council	Community Wages	3,630	-
	Whanganui Community Foundation	Infant / Child Seats	-	2,000
			75,422	71,524

		2014	2013
		$	$
4	INTERENTITY		
	Interentity Income		
	Other Fees / Income	3,827	3,240
	Staff Costs - Sundry Charges	6,120	11,202
	Premises Income	5,468	4,351
	Sundry Income	3,466	23,897
	Donations	25,244	30,241
	Total Interentity Income	44,126	72,931
	Interentity Expenses		
	Levies	1,282	1,477
	Accounting Fees	3,500	2,575
	Other Fees	554	-
	Staff Costs - Sundry Charges	3,610	924
	Community Services Wages	201,160	209,573
	Premises Costs	8,601	6,970
	Insurance	6,713	11,755
	Sundry Costs	899	763
	Donations	8,240	13,813
	Total Interentity Expenses	234,558	247,850
	Net Interentity	(190,431)	(174,919)
5	ADMINISTRATION		
	Bank Fees	64	104
	General Expenses	490	4,069
	GST Writeoff	25	()
	Kitchen Consumables	919	1,004
	Insurance - Other	-	400
	Literature	-	386
	Nursing Supplies	7	-
	Photocopying	2	845
	Postage and Freight	1,523	1,747
	Stationery	2,325	2,544
	Storage / Archive / Destruction Costs	-	7
	Telephone - Rental and Tolls	174	90
		5,528	11,195

		2014	2013
		$	$
6	DEPRECIATION		
	Buildings	14,962	12,423
	Building Improvements	4,173	2,220
	Car Seats	31,214	26,317
	Computer Equipment	311	884
	Equipment and Furniture	2,652	1,384
	Leasehold Improvements	2,270	2,155
		55,581	**45,382**
7	PROPERTY AND EQUIPMENT		
	Building and Land Leases	3,653	4,478
	Cleaning	5,369	4,503
	Computer Software	-	309
	Energy	11,987	8,748
	Equipment Leases	1,134	-
	Minor Equipment Purchases	2,557	1,483
	Rates	11,292	8,570
	Rental - Building and Car Park	982	327
	Repairs and Maintenance - Equipment	778	7,702
	Repairs and Maintenance - Property	10,271	3,599
	Security Costs	300	-
	Toy Purchases	537	678
		48,859	**40,397**
8	EQUITY		
	General Funds	741,736	809,350
	Revaluation Reserve	272,669	220,440
	Entity Transfers	144,707	52
		1,159,111	**1,029,841**

During the year the following entities joined the Area and introduced General Funds:

	Contribution to General Funds
Palmerston North Family Centre	17,538
Ashhurst	20,172
Hokowhitu	47,197
Roslyn Kelvin Grove	28,900
West End Awapuni	24,504
Wanganui ECDU Funding	9,595
Palmerston North	(3,200)
	144,707

		2014	2013
		$	$
9	CASH AND CASH EQUIVALENTS		
	BNZ Cheque	49,468	77,417
	BNZ Call	173,303	97,774
	Plunket National Society - Term Deposits	3,364	155,348
		226,135	330,539
10	DEBTORS		
	Other Receivables	12,870	-
	Interest Receivable	6	1,152
	Sundry Debtors	15,737	25,971
	Prepayments	4,784	2,462
		33,396	29,585
11	CREDITORS		
	Sundry Creditors	2,563	9,990
	Bonds Held	29,260	32,680
		31,823	42,670

12 INCOME RECEIVED IN ADVANCE

The following conditional grants had unspent funds as at 30 June 2014:

Received from:	*Purpose:*		
COGS	Operating Costs/CSC wages	1,304	-
Eastern and Central Community Trust	Wages and PEPE	3,470	-
Horowhenua District Council	Parent education programme	1,087	-
Joyce Fisher Trust	CSC and PEPE	8,357	-
K A Boyd Estate	CSC Wages	1,000	-
Kapiti Coast District Council	CSC and PEPE	500	-
Kingdom Trust	CSC and PEPE	5,000	10,000
Lottery Grants Board	CSC	11,500	-
Manawatu District Council	CSC Wages	2,730	-
Rangitikei District Council	PEPE	642	-
Scotland's Te Kiteroa Trust	Rural parent education programme	1,000	-
Tararua District Council	Dannevirke Plunket rooms	750	-
Trust House Community Enterprise	PEPE	-	1,200
		37,340	11,200

	2014	2013
	$	$
13 FIXED ASSETS		
Land and Buildings		
Cost or Valuation	976,725	799,546
Accumulated Depreciation	(197,917)	(143,805)
Book Value	778,808	655,741
Building Improvements		
Cost or Valuation	78,818	36,452
Accumulated Depreciation	(40,035)	(24,291)
Book Value	38,783	12,161
Car Seats		
Cost or Valuation	195,501	217,158
Accumulated Depreciation	(149,462)	(149,112)
Book Value	46,039	68,046
ICT Hardware		
Cost or Valuation	1,610	7,996
Accumulated Depreciation	(1,610)	(7,686)
Book Value	-	311
Furniture and Equipment		
Cost or Valuation	98,756	117,217
Accumulated Depreciation	(94,378)	(116,437)
Book Value	4,377	780
Leasehold Improvements		
Cost or Valuation	44,358	29,405
Accumulated Depreciation	(34,653)	(20,215)
Book Value	9,705	9,190
TOTAL FIXED ASSETS	877,712	746,228

The following buildings are built on land not owned by Plunket. If Plunket cease to use the building, they may be obligated to return the land to its original condition.

63 Cambridge Street, Ashhurst
25 Franklin Avenue, Hokowhitu
249 Mill Road, Otaki
18 Newbury Street, Palmerston North
177 Vogel Street, Palmerston North

Land and buildings have been revalued based on the most current rateable value as at 30 June 2014.

	Book value As at 30/6/14	Revalued As at 30/6/14	Movement
23 Allardice Street Dannevirke	79,443	81,000	1,557
63 Cambridge Street Ashhurst	17,600	17,600	-
74A Cambridge Street Levin	221,332	195,000	(26,332)
1 Douglas Square Rongotea	13,730	31,474	17,744
25 Franklin Ave. Hokowhitu	25,525	25,525	-
29 Goldfinch Street Ohakune	118,350	149,000	30,650
2875 Kimbolton Road Kimbolton	25,600	70,000	44,400
249 Mill Road Otaki	14,000	14,000	-
18 Newbury St. Palmerston North	20,355	20,355	-
32 - 34 Stafford Street Feilding	168,864	153,074	(15,790)
177 Vogel St. Palmerston North	21,780	21,780	-
	726,579	778,808	52,229

	2014 $	2013 $
14 LOANS WITHIN PLUNKET - ASSET		
The Royal New Zealand Plunket Society Incorporated	101,029	-
The Royal New Zealand Plunket Society Palmerston North Branch Incorporated	-	3,000
	101,029	3,000

The Area has loaned $101,029 (2013:Nil) to the Royal New Zealand Plunket Society Incorporated for the development of the PlunketPlus information Technology Project. This loan is interest bearing.

15 COMMITMENTS AND CONTINGENCIES

The Area has no capital commitments and no contingencies as at 30 June 2014 (2013 Nil).

Project Report Form –Community Initiatives Fund

To be completed by all recipients of funds from the Community Initiatives Funding within 3 months of the completion of your project.

RECEIVED
16 APR 2015
To: SR
File: 3-GF-8-2
Doc:

If you do not complete and return this form this will affect your eligibility for future funding.

Please return the completed form to:
Rangitikei District Council, Private Bag 1102, Marton 4741
Attention: Grants Administrator

1. Name of applicant: Taihape & Districts A&P Show, Taihape
2. Name & location of project: Taihape and Districts A&P Show
3. Date of project: 24 Jan 2015
4. Amount received from the Community Initiatives Fund: $ $2,200
5. Please list the details of all outgoing costs for the programme / project /event (use separate sheet if necessary.):
   As attached
6. Please list the details of all income for the programme / project / event (use separate sheet if necessary):
   As attached
7. Give a brief description of the highlights of your project including numbers participating:
   1140 adults ~~people~~ through the gates up from other years. With lots of families enjoying the community spirit and togetherness. Personal highlight = The kids lolly scramble all those happy little faces.
8. Describe the main findings in your evaluation of the project and how it benefited the community:
   (please relate this back to the evaluation criteria you identified in your application & attach another sheet if necessary)
   The Taihape A&P Show brings rural and town communities together to celebrate our uniqueness and the links with the land in the Rangitikei district
9. This report was completed by:

   Name: Ella Retter
   Address: ~~38 Swan St~~ C/- PO Box 335, Taihape
   Date:
   Phone: 027 428 4007 fax:
   Email: ella-retter@xtra.co.nz

List of Income and Expense for 2015 Taihape and Districts A & P Show.

Details of Expenses

Postage	$340.00
Print/Copy charges	$311.39
Advertising- Print and radio	$2894.19
Stationary	$457.47
Entertainment/Hire/Lease costs	$8687.41
Levy/Permits	$2435.00
Horse competition	$7784.16
Catering	$294.00
Insurance and Incidentals	$3454.57
Prizes	$1000
Sundry	$5302.84
TOTAL	**$34181.23**

Details of Income

Membership Subscriptions	$2580.00
Trade Sites	$1220.00
Grants /Donations	$2400.00
Show money /Floats	$10172.80
Interest on accounts	$79.07
Mahon Entertainment	$1150.00
Horse competition	$10429.02
TOTAL	**$28030.89**

Project Report Form –Community Initiatives Fund

To be completed by all recipients of funds from the Community Initiatives Funding within 3 months of the completion of your project.

RECEIVED
01 APR 2015
To: SW
File: 3-GF-8-2
Doc: 15 0186

If you do not complete and return this form this will affect your eligibility for future funding.

Please return the completed form to:
Rangitikei District Council, Private Bag 1102, Marton 4741
Attention: Grants Administrator

1. Name of applicant: TURAKINA CALEDONIAN SOCIETY INC.
2. Name & location of project: 151ST TURAKINA HIGHLAND GAMES - TURAKINA DOMAIN - TURAKINA
3. Date of project: 31ST JANUARY 2015
4. Amount received from the Community Initiatives Fund: $ 2375.00.
5. Please list the details of all outgoing costs for the programme / project /event (use separate sheet if necessary.):
   PLEASE SEE ATTACHED.
6. Please list the details of all income for the programme / project / event (use separate sheet if necessary):
   PLEASE SEE ATTACHED.
7. Give a brief description of the highlights of your project including numbers participating:
   AN ESTIMATED CROWD OF 1500 ATTENDED. THE HIGHLIGHT WAS THE NUMBER OF YOUNG PEOPLE IN ATTENDANCE BOTH AS COMPETITORS & SPECTATORS. THERE WERE 3 YOUTH BANDS AND LARGE ENTRIES IN THE LOWER GRADES OF BOTH SOLO PIPING & SOLO DRUMMING. THE FIELD EVENTS CONTINUE TO GROW IN POPULARITY.
8. Describe the main findings in your evaluation of the project and how it benefited the community:
   (please relate this back to the evaluation criteria you identified in your application & attach another sheet if necessary)
   SEE ATTACHED.
9. This report was completed by:

   Name: DEBBIE BENTON
   Address: 33 FRANKLIN RD, TURAKINA
   RD11, WANGANUI
   Date: 26 MARCH 2015
   Phone: 06 - 3273737 fax:
   Email: deb.durry@xtra.co.nz

Question 5 & 6

Income & Expenditure for 2015 Turakina Highland Games

This is an indication of how the financial side of the games went this year. It is by no means a final result for the Society's 2015 finances. I have also excluded any transactions that were not directly required for the running of the games

Income:

Grants:	Creative Communities	$2900.00
	RDC Community Initiatives	$2375.00
	COGS	$3159.00
	JBS Dudding	$2000.00
	Lotteries Foundation	$2000.00
	Lion Foundation	$1500.00
	Total:	**$13934.00**

	Entry Fees	$ 3983.50
	Gate takings	$ 9327.00
	Camping	$ 315.00
	Stalls	$ 1295.00
	Donations & Sponsorship	$ 326.00
	Catering Income	$ 1484.00
	Raffle	$ 295.00
	Misc. income	$ 540.00
	Total:	**$ 17565.50**

TOTAL INCOME **$31499.50**

Expenses:

Stationary	$ 239.75
Printing	$ 788.84
Judges costs	$3675.40
Prizes	$3693.45
Lions (Marton)	$ 400.00
Advertising	$2693.62
Power	$ 188.22
St John	$1093.94
Rubbish Bins	$ 495.00
Port-a-loos	$2248.25
PA System	$ 225.00
Catering Costs	$2353.97
Event Management Assistant	$2000.00
Dancing Costs (Pipers & Thistle Caledonian)	$ 240.00
Turakina School	$ 150.00
Postage	$ 178.00
Ceilidh & Daytime Entertainers	$1700.00
Misc.	$2005.50
Marquee & table, chairs hire	$5810.88
Marquee Insurance	$ 466.96
Scholarships	$ 300.00
Replacement Trophy	$ 207.00
Total:	**$31153.78**

TOTAL EXPENSES **$31153.78**

2015 INCOME LESS EXPENSES = $345.72 profit

8. Describe the main findings in your evaluation of the project and how it benefited the community:

1. **The number of competitors attending both local and from outside the Rangitikei.**

The number of competitors was slightly down from 2014 but this was expected. Entries were however up on 2013.
The number of entries from outside the Rangitikei continues to grow with a group of young solo pipers travelling down from Auckland and a pipe band from Rotorua.
There were 57 solo pipers, 25 solo drummers and 19 Highland dancers.
Fourteen bands attended, three of these were youth bands.

2. **The number of visitors on the day including the number of campers staying over the weekend.**

There were 933 gate tickets sold, this was less than last year but was an increase of 200 on the 2013 event.
There were 331 competitors, plus stall holders and clan's people.
Children under 15 are admitted free of charge.
In all there was an estimated crowd of 1500.

There were 32 camp sites booked, with a minimum of two and up to six people per site. 20 of the sites were booked for both Friday and Saturday nights.

3. **Survey of participants and spectators to judge satisfaction and suggestions for the event and its management.**

The provision of the marquee to provide a shaded area out of the sun was most appreciated by spectators and competitors alike.
The introduction of the hi vis vests for the ground crew and stewards made it much easier for everyone to locate people in the crowd.
Solo competitors have asked that the numbers on the solo piping and drumming boards is made more visible. This will be addressed before next year.
There is a concern in the field events area about children running through during activities, particularly throwing events. We will look at a way to temporarily fence around the arena.

151st Turakina Highland Games

After the huge success of the 150th celebrations last year, organisers were unsure if the support shown would carry thorough to 2015. They needn't have worried, visitor numbers were again high and the atmosphere was relaxed but active. The arena, which is normally a bare paddock, was buzzing with activity, music, bright tartans, marquees and stalls. Many comments were made on the number of young people present, both competing and as spectators.

The morning session was busy as the solo pipers and drummers performed for the judges. Here too it was extremely pleasing to see the large fields in the junior grades. The Highland Dancers put on a dazzling display even in the extremely hot conditions. In the afternoon twelve pipe bands took to the circle to compete against each other and impress the judges and crowd.

The Turakina Highland Games is New Zealand's longest running Highland Games and takes place each January. For further details see: www.turakinahighlandgames.co.nz

MARCH 2015
"THE SCOTTISH BANNER"
AUSTRALASIAN EDITION.

Not too hot in Turakina

A BIT of light cloud cover on Saturday January 31 provided perfect, albeit still rather warm, conditions for the 151st Turakina Highland Games.

After months of planning it was heartening for organisers to see the number of young pipers and drummers giving the solo competitions a go. Players had come from all over the North Island and it was great to see a group had even made the trek down from Auckland. It proved to be a very successful day for them.

There is a real ground swell in the Novice, D and C Grade events. Two scholarships were awarded one each to a promising under 21 piper and an under 21 drummer. The winning piper was Sebastian George from Pahiatua and the drummer was Louise Bentley of Rotorua. Graeme Bryce from Bryce's Bagpipes in Christchurch also donated a chanter which he presented to Melissa Bentley of Rotorua.

Twelve bands attended and although Manawatu Scottish No1 was the only Grade 1 band, the crowd showed great appreciation of their performance. The lower grades hotly challenged each other and it was great to see Rotorua Highland Pipe Band back in the Turakina circle.

New to the Turakina was the Scots College Development Band and the Wellington Regional Development Band. Again showing the growth in the ranks of young people joining the pipe band movement.

The balmy summer evening was well rounded off with the ever popular Turakina Ceilidh. This year three piece band Bowmore from Porirua had most people up dancing well into the night.

So it looks like Turakina will continue to be a good competition to get the learners out on the boards and into the circle and still provide a platform for the Grade 1 bands to prepare themselves for the centre competition and of course give performances to inspire the upcoming bandsmen of the future.

- DEBBIE BENTON



All photos - Debbie Benton

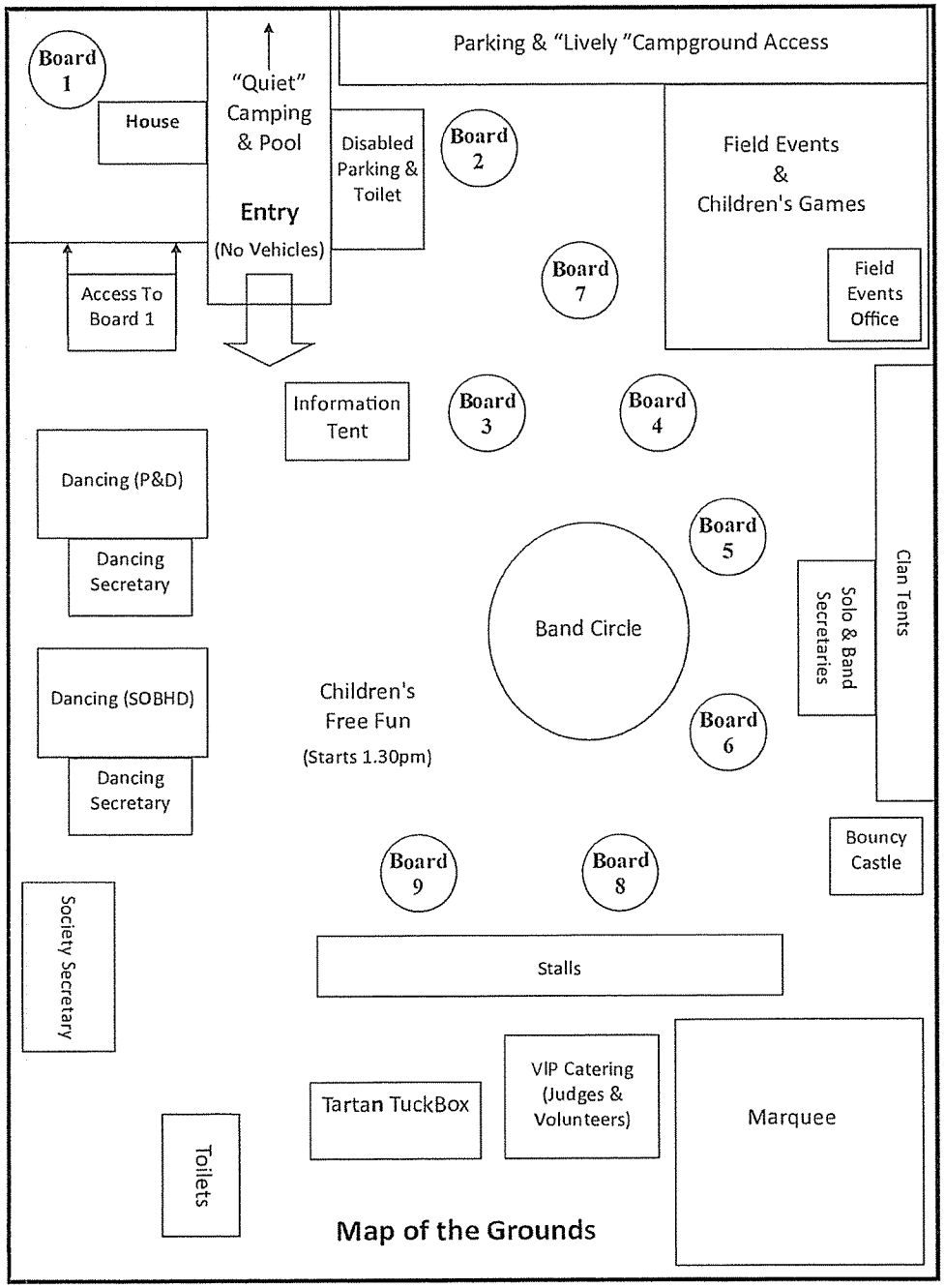

EST 1864
TURAKINA CALEDONIAN SOCIETY INC

151st TURAKINA HIGHLAND GAMES

SATURDAY 31st JANUARY 2015

TURAKINA DOMAIN – CAMERON ROAD – TURAKINA

"CEUD MILLE FAILTE" One Hundred Thousand Welcomes

MORNING

Highland Dancing
Solo Piping & Drumming
Children's Field Events
Burns Poetry in the Marquee

AFTERNOON

Field Events
Pipe Band Contest
Highland Dancing
Free Fun
Burns Poetry in the Marquee

LUNCH TIME

Massed Highland Fling
Children's Games
Hill Race
Tug of War
Clan March

LATE AFTERNOON

Massed Bands
Prize Giving
Haggis Ceremony

EVENING

BBQ Meal
Ceilidh with live band "Bowmore"

Variety Stalls - Clan Displays - Tartan TuckBox - BBQ Evening Meal
Lions Cube Cash Bar - Hot Food - Ice Creams
Turakina School Pool open 11am - 4pm $1 entry

www.turakinahighlandgames.co.nz

Welcome to the 151st Turakina Highland Games!

Ceud mile failte & welcome to the
151st Turakina Highland Games.

On behalf of the Turakina Caledonian Society committee and society we thank the musicians, dancers, athletes, sponsors, judges, clans, stalls and the public for continuing to support our Games day.

The support from the Middle District and Marton Lions, Rangitikei District Council and the Turakina Community are greatly appreciated. Its people who are the games and make the games happen.
We would like to thank the Marton and Districts Pipe Band and the Berry Family for the kind donation of two new drumming trophies to be presented to the best Grade 4 Drum Corps and the best Grade 3 Drum Corps.
We also wish to extend our thanks to the Bilsland family for their generous sponsorship of the Novice Solo Piping and Drumming events.

The Society congratulates Ross Duncan on receiving the Q.S.M. for long time service to Army Piping including being a Queens Piper and also a member of the Rangitikei Scots and City of Wanganui Pipe Bands.

Have a great day and enjoy a wee piece of the Highlands in a special part of New Zealand.

Sláinte

Bruce Cameron
Chief, Turakina Caledonian Society

FIRST AID

Should you require medical assistance the St John staff are located near the Field Event area.

Foundation Judge

The Turakina Caledonian Society committee is pleased to announce that Allan McKenzie is the Foundation Judge for this contest.

We are most grateful to the Pipe Band Foundation of New Zealand for its financial assistance which has enabled us to have Allan here today.

Marquee

This year we again have a large hospitality marquee on the Domain.
Please feel free to sit in the shade and enjoy the many delicious treats on offer from the vendors around the grounds.

At 11am and 2pm the Wanganui Robert Burns Club will be presenting readings of Burns Poetry. Harp and Violin music will be performed by John & Shirley Baillie.

The Marquee is also the venue for the Prize Giving and Haggis Ceremony following the Massed Bands. Then stay on and enjoy a bar-b-que meal and dance on into the evening.

Please be aware any alcohol purchased from the Lions Bar must be consumed within the designated area.

Celtic Carnival

Regional Pipe Band Contest

Saturday 14th February 2015
10am - 4pm

Kowhai Park, South Street, Feilding

Great Family Entertainment & Have a Go!
Public entry by donation - on site car parking $5

Featuring: 10 Pipe Bands, Massed Pipe Band Street March - 10am
Youth Band - lunchtime performance
Mace Flourishing & Display
Highland Dancing
Market Stalls & Bouncy Castle
Have a Go Pipes and Drums

Organised by: Wellington Hawkes Bay Pipe Band Centre
Contact: Helen ph: 027 230 6690 or Briar ph: 06 3564375



Turakina Caledonian Society wishes to thank the following sponsors for their support of the 151st Highland Games:

JBS Dudding Trust
Graeme Bilsland Painters Ltd
Stuart Easton
Jack Spencer
Nancy & Dave Martin
Tom & Faye Stirling
New Zealand Community Post

THE LION FOUNDATION

COGS
Community Organisation Grants Scheme

Rangitikei District Council

creative nz
COMMUNITIES

the Scottish Banner

The worlds largest international Scottish culture newspaper.
Subscribe online!
visit
www.scottishbanner.com

Pick up a free copy from the Secretaries office Today!

the Scottish Banner

scoti dance

Welington Kirsten 04 977 0270
021 853 821
kirsten@enablelegal.co.nz

Marton Heather 06 327 6179
027 6656 238
highlandmay@gmail.com

HIGHLAND
&
NATIONAL DANCING
SOBHD

STUDIOS
MARTON—WELLINGTON

ENROLLMENTS NOW OPEN
Its all about having fun

General Information

Visitors Information is available from the Information Tent located near the main entrance. This is also where the Games historical display is located.

Refreshments

The Tartan TuckBox Café is located in the green shed at the far end of the field. They will be supplying food and refreshments throughout the day and a BBQ meal in the evening. Tickets for this are available from the Tartan TuckBox, $10 for adults $5 for children, 12 and under.

The Lions Cube are again providing hot food and a cash bar.

You must remain inside the designated area if you purchase alcohol at the bar.

Other stalls are selling a variety of food and drink throughout the day.

Clan March: 12:30pm

Host Clan: Clan Keith

Clan Little - Clan Chisholm - Clan McPhee - Clan Armstrong
Clan Arthur - Clan MacMillan - Clan Wallace - Clan McLeod
Clan Grant - Clan MacKenzie - Clan Donald - Clan Gordon
Clan McClelland - Clan Cochrane - Clan Johnston/e - Clan Davidson
The Pipes and Drums of Palmerston North and Districts Pipe Band
will accompany the Clan March.

Stalls

Stalls are on site selling a variety of Scottish & Celtic products, local crafts and children's toys and games.

Massed Bands

All the bands will march in a massed band display immediately following the end of the band competition at approximately 4.50pm.

Haggis Ceremony

This year the traditional Scottish Haggis Ceremony will be held in the Marquee before Prizegiving. Robbie Burns 'Address to the Haggis' will be performed by Turakina Caledonian Society Life Member Mr Bruce Cawood. Haggis Party: Piper - Liam Kernaghan, Nancy Rhodes, Neil Glasgow, Glen Rodgers, Steve Allison and Durry Benton.

Ceilidh

Stay on into the evening and dance the night away to the music of live band "Bowmore"

Solo Piping Order of Events

Commences 8:30am

Convenor: Revel McIntyre

Board 1	Judge: Ian Hines		Steward: Bruce Cawood
Time:	Event:		
8:30am	65:	D Grade Piobaireachd	
Approx 9.00am	52:	Wellington Centre Championship A Grade Piobaireachd	
Board 2	Judge: John Hanning		Steward: Richard Rowe
Time:	Event:		
8:30am	61:	C Grade Piobaireachd	
Approx 10am	58:	B Grade Piobaireachd	
Board 3	Judge: Liam Kernaghan		Steward: Jim Whittle
Time:	Event:		
8:30am	64:	C Grade 2/4 March	
	63:	C Grade Hornpipe & Jig	
	60:	B Grade Strathspey & Reel	
	50:	Open North Island Championship 2/4 March	
Board 4	Judge: Allan McKenzie		Steward: Andrew Peters
Time:	Event:		
8:30am	68:	Novice March (sponsored by Graeme Bilsland Painters Ltd)	
	66:	D Grade Strathspey & Reel	
	53:	Wellington Centre Championship B Grade Hornpipe & Jig	
	51:	Open North Island Championship Strathspey & Reel	
Board 5	Judge: Colin Caddick		Steward: Robyn Berry
Time:	Event:		
8:30am	69:	Novice Slow Air (sponsored by Graeme Bilsland Painters Ltd)	
	56:	Wellington Centre Championship D Grade 2/4 March	
	59:	B Grade 2/4 March	
	57:	A Grade Hornpipe & Jig	
Board 6	Judge: Peter Menzies		Steward: Dean Hyde
Time:	Event:		
8:30am	62:	C Grade Slow Air	
	55:	Wellington Centre Championship C Grade Strathspey & Reel	
	67:	D Grade Slow Air	
	54:	Wellington Centre Championship Under 21 Strathspey & Reel	
Board 7	Judge: Graeme Bryce		Steward: Tom Clouston
Time:	Event:		
9:30am	71:	Chanter Class	
	70:	Veterans Recital March & Slow March	

Field Events

Primary School Children

Commencing 9:15am

Two age groups for boys and girls: 5-8 years & 9-12 years

Entry free on the day

Events:

Mini Caber - Shot Put - Toss the Sheaf- Farmers Walk - Tug of War

Society Badges 1st 2nd & 3rd in each event

Shields for Overall Winners in each group presented at evening Prizegiving Ceremony.

Mid Day Events

Ben Nevis Hill Race - Sponsored by the Ben Nevis Tavern

Four Grades; Primary Boys & Primary Girls

Senior Men & Senior Women

Entry free on the day - Prize money for 1st, 2nd & 3rd in each grade

Tug of War Freestyle

Teams of 5 plus Coach, Entry $10

Winning Team $100, Runner-up $50

Edenmore Caber - Sponsored by Doug Glasgow

Entry $5 - Commences 12pm - One-off prize $150

Children's Lunchtime Games - 12:30pm

Tattie & Spoon - Three Legged Race - Sack Race - Needle in the Haystack - Lolly Scramble -

Free Fun - 1:30pm

Throw a Haggis, Roll a Gird & Cleek, Whip a Perrie, enjoy the Cock of the Beam,

Hop the Hop Scotch & colour in some Celtic drawings!

Participation certificates handed out by Free Fun coordinators.

Adult Field Events

Novice (13-19) Adult (19+) - Men and Women

Enter on the day - Entry $1 per event

Events:

Caber - Toss the Sheaf - Shot Put - Farmers Walk - Carry the Stones

Prize Money 1st 2nd & 3rd in each event

Trophies for Overall Winners in each group presented at evening Prizegiving Ceremony

(In the event of a tie for Overall placings, a Tossing the Sheaf play-off will be held.)

Anyone can have a go,
just head on over to the Field Events office and register.

Pipe Band Contest Draw

Commences 1pm

Convenor: Revel McIntyre

SET: PIPING JUDGES - Graeme Bryce (P1), Jim Shepherd (P2)
DRUMMING JUDGE - Glen Rodgers (D1)

MEDLEY: PIPING JUDGES - Allan McKenzie (P3), Liam Kernaghan (P4)
DRUMMING JUDGE - Glenn Miller (D2)
ENSEMBLE JUDGE - Len Millar

YOUTH: PIPING JUDGE - Bruce McIntosh
DRUMMING - Glen Rodgers

Band:	Set Time:	Medley Time:
Grade 4:		
Manawatu Scottish #3 PB	1:00pm	1:21pm
Scots College Pipe Band	1:14pm	1:35pm
Kapiti Coast Pipes & Drums	1:28pm	1:49pm
Marton & Districts	1:42pm	2:03pm
Rotorua Highland Pipe Band	1:56pm	2:17pm
Wellington Regional Development Band	2:10pm	
Grade 3:		
Manawatu Scottish #2 PB	2:24pm	2:54pm
City of Hastings Pipe Band	2:44pm	3:14pm
Wellington Red Hackle Pipe Band	3:04pm	3:34pm
Youth Bands:	Playing Time:	
Scots College Development Pipe Band	3.44pm	
Manawatu Scottish Youth Pipe Band	3.50pm	
Scots College Pipe Band	3.56pm	
Grade 1:	Set Time:	Medley Time:
Manawatu Scottish #1 PB	3:24pm	4:04pm

Solo Drumming Order of Events

Commences 9am

Board 8 — Judge: Phil Stebbings — Steward: Bruce Pidwell

Event:
85: C Grade 4 Parts 2/4 March
87: Emerging Drummers
83: B Grade Hornpipe & Jig
80: Open March Strathspey & Reel
89: Tenor Drumming Novice Any 4 Part Tune

Board 9 — Judge: Glen Rodgers — Steward: Megan McArthur

Event:
86: Novice March 2 Parts (sponsored by Graeme Bilsland Painters Ltd)
84: C Grade 4 Parts Strathspey & 4 Parts Reel
82: B Grade Strathspey & Reel
81: Open Hornpipe & Jig
88: Tenor Drumming Open March, Strathspey & Reel

Come and Learn Highland Bagpipes or Drumming

with

Marton & Districts Pipe Band

Practices Tuesday evening at the Scottish Hall, Lower Beaven Street, Marton

Contact
John Berry
06 327 7753

Highland & National Dancing

Conducted under the rules of the Piping & Dancing Association of New Zealand

Commences 8:30am

Adjudicators Miss Sarah Robson & Mrs Denise Woodmass

Board 1: (Miss Sarah Robson)	Board 2: (Mrs Denise Woodmass)
Under 12 Highland Fling	Under 16 Highland Fling
Novice Highland Fling	Under 10 Highland Fling
Under 8 Highland Fling	Restricted Under 10 Highland Fling
Under 14 Highland Fling	Open Highland Fling
6 & Under Highland Fling	Merit Award Under 9 Highland Fling
Wellington Centre Champ Under 18 Reel o Tulloch	
Under 8 Sword Dance	Under 12 Sword Dance
Restricted Under 14 Sword Dance	Under 10 Sword Dance
	Under 14 Sword Dance
Open Sean Truibhas	Under 16 Sean Truibhas
Under 12 Sean Truibhas	Merit Award Under 14 Sean Truibhas
	Wellington Centre Champ Open Sword Dance
Merit Award Under 13 Highland Reel	
Lunch Break & Massed Highland Fling	Lunch Break & Massed Highland Fling
Wellington Centre Champ Under 16 Irish Reel	
Restricted Under 10 Irish Jig	6 & Under Irish Jig
Open Irish Hornpipe	Under 16 Irish Hornpipe
Under 10 Irish Jig	Under 14 Irish Jig
Under 16 Irish Jig S/T	Under 12 Irish Jig
	North Island Champ Open Irish Reel
Merit Award Under 11 Irish Jig	Under 8 Irish Jig
	Open Irish Jig D/T
Under 10 Sailors Hornpipe	Restricted Under 14 Sailors Hornpipe
Under 14 Sailors Hornpipe	Under 8 Sailors Hornpipe
	Open Sailors Hornpipe
Wellington Centre Champ Under 11 Sailors Hornpipe	

Scottish Official Board Highland Dancing

Highland Dancing Association of MRW

Commences 10am

Adjudicator Douglas McFarland (Central Coast , Australia)

Sailors Hornpipe	*Merit Award*	Intermediate	Premier
Flora McDonalds Fancy		Beginners	Novice
Pas de Bas		Primary	
Irish Jig		Intermediate	Premier
Scottish Lilt		Beginners	Novice
Pas de Bas & Highcuts		Primary	
Village Maid		Premier	
Barracks Johnnie		Intermediate	
Highland Fling		Primary Novice	Beginners
Earl of Errol		Premier	
Highland Laddie		Intermediate	
Sword Dance		Primary Novice	Beginners
Highland Fling		Intermediate	Premier
Seann Truibhas		Beginners	Novice
Sword Dance		Intermediate	Premier
Highland Fling	*Trophy*	Beginners	
Seann Truibhas		Intermediate	Premier
Highland Fling	*Trophy*	Novice	
Half Tulloch		Beginners Intermediate	Novice
Strathspey & Tulloch		Premier	

Thank you for your support and travel safely

Project Report Form –Community Initiatives Fund

RECEIVED
21 AUG 2015

To: PJ
File: 3-GF-8-2
Doc: 15/0579

To be completed by all recipients of funds from the Community Initiatives Funding within 3 months of the completion of your project.

If you do not complete and return this form this will affect your eligibility for future funding.

Please return the completed form to:
Rangitikei District Council, Private Bag 1102, Marton 4741
Attention: Grants Administrator

1. Name of applicant: ~~Belinda Howarth~~ then / Now Angela Coleman
2. Name & location of project: Rangitikei Shearing Sports @ Memorial Hall
3. Date of project: Sat 1 Feb 2014
4. Amount received from the Community Initiatives Fund: $ 2,500
5. Please list the details of all outgoing costs for the programme / project /event (use separate sheet if necessary.):
   See reviewed accounts
6. Please list the details of all income for the programme / project / event (use separate sheet if necessary):
   See reviewed accounts
7. Give a brief description of the highlights of your project including numbers participating:
   We remain occuring on the first Saturday of Feb after more than 50 years despite declining sheep numbers in NZ. We get strong local national & international shearers creating a great spectacle.
8. Describe the main findings in your evaluation of the project and how it benefited the community:
   (please relate this back to the evaluation criteria you identified in your application & attach another sheet if necessary)
   Shearing Competitions support the sheep farming industry & standards of shearing & wool handling. We get about 500 spectators to the Memorial Hall and carry on due to the financial support of local farmers & businesses.
9. This report was completed by:

   Name: ANGELA COLEMAN
   Address: 23 McDONELL RD
   RD9 PALMERSTON NORTH
   Date: 21-8-2015
   Phone: 021 1234 727 fax:
   Email: rangitikeishearingsports@gmail.com

Rangitikei Shearing Sports

Statement of Income and Expenditure for Year To 30 April 2014

2010	2011	2012	2013	Income	2014
229.97	32.65	48.20	28.68	Interest Westpac	16.33
12,444.84	8,082.00	4,632.00	10,175.00	Sponsorship - Pledge Cards	5,648.33
3,625.28	1,839.28	4,812.74	-	Livestock Fundraiser	-
-	1,230.00	3,482.00	1,095.00	Shearing Sheep/Crutching	3,592.50
6,500.00	-	-	5,802.00	Grant - Pub Charity	-
-	-	-	-	Sponsorship - PGG Wrightson Cash	-
-	-	-	-	Sponsorship - Vouchers	1,350.00
-	-	-	-	RDC Community Initiatives Fund	2,500.00
	1,200.00	1,000.00	-	Equipment Hireage	1,000.00
1,365.72	520.00	-	-	Product Sales	-
3,740.00	3,625.00	2,340.00	3,114.00	Show Entries	3,235.00
-	5,100.35	-	-	Spiers Group	-
850.00	700.00	4,305.00	720.00	Float In - unused prizemoney or judges payments	2,050.00
170.00	2,000.00	-	1,340.00	Raffle	200.00
$ 28,925.81	$ 24,329.28	$ 20,619.94	$ 22,274.68	TOTAL ANNUAL INCOME	$ 19,592.16
				Expenditure	
				Bank Charges	25.00
1,004.43	431.03	146.30	371.08	Admin Expenses/Advertising	118.85
9,475.00	7,175.00	7,175.00	7,175.00	Prize money to competitors (cash & PGG vouchers)	8,525.00
150.00	150.00	-	-	Auditor	150.00
475.00	455.00	539.00	680.00	Hall Hireage & Meetings	919.00
272.20	821.91	836.20	1,080.40	Presentation Ribbons	765.00
700.00	700.00	700.00	700.00	Float Out	700.00
1,000.00	800.00	1,000.00	800.00	Judges	630.00
400.00	400.00	-	-	Presser/Wool Handlers	-
-	55.30	61.40	82.00	Engraving of trophies	-
4,482.00	4,482.00	3,481.00		Crutching/shearing expenses	-
3,455.27	3,068.49	-	1,138.80	Singlets, Shirts & Printing	572.58
250.00	210.00	1,595.00	250.00	Accommodation & Catering for Operators	1,482.50
928.13	1,245.11	238.05	445.05	Affiliation & Levy Fees	524.40
800.00	400.00	800.00	400.00	Donation - Pen Staff	-
240.00	380.00	380.00	380.01	Electrician	299.00
4,083.07	3,953.46	1,856.67	4,840.57	Cartage Sheep & Drums	2,500.00
607.50	621.00	621.00	1,242.00	Nthn Timing Systems costs	-
1,522.50	1,615.00	80.00	-	Social Expenses/Licence	-
2,700.00	-	2,580.00	1,380.00	Equipment Storage	-
				Repairs & Maintenance	109.25
994.51	1,156.28	1,247.47	1,434.97	Insurance	375.00
809.40	571.96	670.32	1,108.80	Sundry Competition Expenses	149.75
$ 34,349.01	$ 28,691.54	$ 24,007.41	$ 23,508.68	TOTAL ANNUAL EXPENDITURE	$ 17,845.33
				Movement for the year	$ 1,746.83
				Opening Bank Balance on 1 May	$1,921.43
				Closing Bank Balance on 30 April	$3,668.26

RANGITIKEI SHEARING SPORTS

REVIEW REPORT

For the year ended 30 April 2014

I certify that I have reviewed the cashbook, cheque butts, receipt book and invoices for the Rangitikei Shearing Sports Inc. and I believe the records, bank statement and attached financial statement for the year ended 30 April 2014, reflect a true and correct record of the clubs financial position.

Mrs Emma Leake

31 May 2014

Attachment 3

REPORT

SUBJECT: **Consideration of Applications for the Event Sponsorship Scheme 2015/16**

TO: Finance / Performance Committee

FROM: Denise Servante, Strategy and Community Planning Manager

DATE: 5 August 2015

FILE: 3-GF-8-3

---

1 Background

1.1 The Events Sponsorship Scheme (ESS) had upto $18,000 to allocate to events that help to develop community cohesion and reinforce economic growth. This report provides a summary of the applications that have been received and provides information on the eligible costs for each application. The ESS will contribute upto 50% of eligible costs.

2 Ineligible application from rangitikei.com

2.1 An application was received from rangitikei.com for a portable/pop-up display stand and information centre. The application with associated quotes is attached as Appendix 1. It was ineligible for sponsorship since it is not an event.

2.2 However, a condition of Council's sponsorship is that event organisers are required to display sponsorship materials that will be provided by Council. Currently, Council has two banner flags which are loaned out to events upon request. They were purchased in 2011 for the second Path to Well-being Conference. New promotional materials should be considered.

2.3 Sponsoring a portable/pop-up display stand and information centre to be managed through rangitikei.com potentially provides a good value outcome for Council. Rangitikei.com hope to have the design of the stand approved at the AGM in October 2015 and the display stand available for the summer events. Council would have the opportunity to input into the design of the materials through its information centre staff and through the Finance/ Performance Committee meeting in October 2015.

2.4 It is suggested that an indicative sum of $2,634 (or 50% of the total cost of the proposed promotional display and information stand) is set aside from the Event Sponsorship Scheme to fund this.

3 Overview of remaining applications for sponsorship

3.1 Nine applications have been received to the ESS. The table below summarises them.

	One-off event	New Event that will become an established event	An event that is becoming established	An established, regular event	High Profile event	Community Event	High profile / community event
Rangitikei Tourism – The Mudder							
Ratana Maramatanga Sports Club – 90th Anniversary celebration							
Marton Country Music Festival Inc – Country Music Festival 2016							
Turakina Caledonian Games Society Inc – Caledonian Games 2016							
Taihape Shearing Sports Inc – Taihape Shearing Event 2016							
Rangitikei Shearing Sports – Rangitikei Shearing Event 2016							
Taihape Area Show Jumping – Taihape Show Jumping Event 2016							
Hunterville Huntaway Festival – Shemozzle 2015							
Project Marton Inc – Rangitikei's Got Talent							

3.2 As the table above shows, there is one one-off event, one new event looking to become established, one event that is becoming established[1] and six events that are well established. All of these established events, except the Shemozzle, have received grants from the Community Initiatives Fund in the past. The Marton Country Music Festival and the Taihape Show Jumping Events have received a grant annually for the past four years.

3.3 Seven of the events classified themselves as high profile, community events. However, the definition of a high profile, community event implies that these events should be generally free to the general public. The Mudder, the Marton Country Music Festival and the Caledonian Games generate significant revenue from ticket

[1] Project Marton indicated that Rangitikei's Got Talent is a new event. However, it has been held twice before.

sales and so have been reclassified as high profile events. Rangitikei's Got Talent is a ticketed event but intended mainly for residents in the Rangitikei and has therefore been reclassified as a community event. Both high profile and high profile, community events will be subject to more rigourous outcome measurements (through a MarketView Event Report) than community events: it is unlikely that Rangitikei's Got Talent will be able to demonstrate increases in local retail spending.

3.4 This reclassification means that potentially Council will sponsor four high profile events and three high profile, community events. Each will be monitored through a MarketView Event report costing $350 each i.e. $2,450.

4 Eligibility

4.1 All the events are eligible events with the possible exception of those submitted through Project Marton and rangitikei.com. One of the eligibility criteria is that "all events eligible for funding must not have been financially supported by the ratepayers of the Rangitikei District Council through some other means for the same event in the same financial year, i.e through the Community Initiatives Fund, Community Boards/Committees, Annual Plan etc." Both Project Marton and rangitikei.com receive Council funding through the MOU arrangement contained in the Annual Plan/LTP.

4.2 Project Marton's work programme includes provision for organising Marton's Got Talent. Bulls and District Community Trust's work programme includes provision for Rangitikei's Got Talent. The Committee will need to take a view on whether Project Marton's assumption of the organisation for the District-wide event constitutes an additional project that is not covered within its existing work programme and whether all the eligible costs of the District-wide event can be allowed, given that provision has been made for a Marton event[2].

4.3 Rangitikei.com's funded work programme does not include any provision for event organisation. Its application to be the umbrella organisation for The Mudder event is therefore eligible.

5 Analysis for assessment of other criteria

5.1 The table below collates the information provided by applicants with respect to the number of visitors who will attend the events.

5.2 These figures imply that the Council has potential to reach almost 10,000 attendees to these events (or $1.93 per attendee based on $18,000 being available).

[2] For example, if the District-wide event is twice as big as the local event, the Committee may consider that it will only sponsor the additional costs for the enlarged event . This would mean its maximum sponsorship would be 25% of eligible costs.

Number of attendees and their place of origin

	Residents of Rangitikei	Visitors from neighbouring Councils	Visitors from rest of New Zealand	Overseas visitors	Total projected attendees
Rangitikei Tourism – The Mudder	400	400	0	0	800
Ratana Maramatanga Sports Club – 90th Anniversary celebration	200	60	40	20	320
Marton Country Music Festival Inc – Country Music Festival 2016	800	900	800	10	2,510
Turakina Caledonian Games Society Inc – Caledonian Games 2016	500	600	300	10	1,410
Taihape Shearing Sports Inc – Taihape Shearing Event 2016	200	100	0	50	350
Rangitikei Shearing Sports – Rangitikei Shearing Event 2016	250	50	170	30	500
Taihape Area Show Jumping – Taihape Show Jumping Event 2016	100	300	200	10	610
Hunterville Huntaway Festival – Shemozzle 2015	1,000	1,000	300	4	2,304
Project Marton Inc – Rangitikei's Got Talent	500	5	2	30	537
	3,950	3,415	1,812	164	9,341

5.3 The table overleaf provides information on the total costs of each event, the eligible costs for each event and, subsequently the maximum sponsorship that Council may award (50% of eligible costs). The Committee's consideration of its sponsorship arrangement is likely to take into account:

- Whether the event has a high profile (for visitors or for residents) that Council needs to be seen to be associated with it
- Whether the event has the potential to have such a high profile (for visitors or for residents) and sponsorship is required to enable it to establish and/or grow

5.4 The budgets provided by three events, The Mudder, Rangitikei Shearing Sports 2016 and Taihap Area Show Jumping Event, indicate that these events are financially self-sustaining. The Committee's consideration should therefore focus on the quantum of sponsorship that is justified for Council to have an association to the event.

Costs associated with the events and the value of the sponsorship offering (per person attending)

	Total cost of event	Other funding available	Surplus/deficit	Eligible costs	Maximum sponsorship	Sponsorship requested	Maximum Council sponsorship/no. participants	Sponsorship requested/no. participants
Rangitikei Tourism – The Mudder	$12,730	$15,000	$2,270	$11,335	$5,668	$6,365	$7.08	$7.96
Ratana Maramatanga Sports Club – 90th Anniversary celebration	$12,669	$3,300	-$9,369	$4,669	$2,335	$9,369	$7.30	$29.28
Marton Country Music Festival Inc – Country Music Festival 2016	$50,222	$43,700	-$6,522	$45,222	$22,611	$6,500	$9.01	$2.59
Turakina Caledonian Games Society Inc – Caledonian Games 2016	$38,112	$28,750	-$9,362	$28,042	$14,021	$9,362	$9.94	$6.64
Taihape Shearing Sports Inc – Taihape Shearing Event 2016	$18,305	$17,331	-$974	$15,669	$7,834	$2,000	$22.38	$5.71
Rangitikei Shearing Sports – Rangitikei Shearing Event 2016	$25,010	$28,180	$3,170	$21,800	$10,900	$5,000	$21.80	$10.00
Taihape Area Show Jumping – Taihape Show Jumping Event 2016	$41,205	$44,150	$2,945	$22,055	$11,027	$5,948	$18.08	$9.75
Hunterville Huntaway Festival – Shemozzle 2015	$78,635	$65,900	-$12,735	$70,569	$35,285	$3,000	$15.31	$1.30
Project Marton Inc – Rangitikei's Got Talent	$5,778	$1,600	-$4,178	$5,478	$2,739	$4,178	$5.10	$7.78
	$282,665	$247,911	-$34,754	$224,838	$112,419	$51,722	$12.04	$5.54

5.5 Two events which are not financially sustainable, Ratana Maramatanga Sports Club's 90th Birthday Celebrations and Rangitikei's Got Talent, are seeking more sponsorship than the maximum permitted through Council's criteria (50% of eligible costs).

5.6 The remaining events are seeking less sponsorship than the maximum permitted but overall the amount of sponsorship being sought is almost $52,000 and Council has a maximum of $18,000 available during this round.

5.7 All the events are eligible in so far as they all take place in the Rangitikei. Committee members have been asked to score each application on how well each project meets the remaining ESS criteria[3]. These scores will be tallied at the meeting.

5.8 The table below provides illustrative figures for various scenarios that all come within the $18,000 ceiling. It is intended to guide the Committee in mixing and matching various options once the score sheets are tallied and other factors are bought into play.

	Option 1: Sponsorship at $1.93 per attendeee across the board	Option 2: Financially sustainable events + Rangitikei's Got Talent receive $1 per attendee, non-financially sustainable established events receive $1.93 per attendee, the remaining event receives the maximum sponsorship allowable	Option 3: The two events attracting most visitors receive the lesser of either the maximum sponsorship or the amount requested, the remaining events receive $1 per attendee
Rangitikei Tourism – The Mudder	$1,544	$800	$800
Ratana Maramatanga Sports Club – 90th Anniversary celebration	$618	$2,335	$320
Marton Country Music Festival Inc – Country Music Festival 2016	$4,844	$4,844	$6,500
Turakina Caledonian Games Society Inc – Caledonian Games 2016	$2,721	$2,721	$1,410
Taihape Shearing Sports Inc – Taihape Shearing Event 2016	$676	$676	$350
Rangitikei Shearing Sports – Rangitikei Shearing Event 2016	$965	$500	$500
Taihape Area Show Jumping – Taihape Show Jumping Event 2016	$1,177	$610	$610
Hunterville Huntaway Festival – Shemozzle 2015	$4,447	$4,447	$3,000
Project Marton Inc – Rangitikei's Got Talent	$1,036	$537	$537
	$18,028	**$17,469**	**$14,027**

[3] Provide a detailed and realistic marketing / promotional plan with appropriate acknowledgement
Provide evidence of the benefit to Council of its association with the event (participant numbers etc.)
Provide a realistic and balanced budget
Maximised revenue generating opportunities and moving towards self-sustainability

6 Recommendations

6.1 That the report 'Consideration of applications for the Events Sponsorship Scheme 2015/16' be received.

6.2 That the Finance / Performance Committee authorises $xxxxxx from the Events Sponsorship Scheme to be invested in promotional display materials as outlined in the report 'Consideration of applications for the Events Sponsorship Scheme 2015/16' that the organisers of sponsored events shall use as part of the sponsorship arrangement.

6.3 That the Finance / Performance Committee considers / does not consider [delete one] the application from Project Marton for sponsorship of the Rangitikei's Got Talent event to be sufficiently different from the Marton's Got Talent event already part-funded through the MOU arrangements to be eligible for the Events Sponsorship Scheme.

6.4 That the Finance / Performance Committee approve the sponsorship of events listed below, and disperse the Events Sponsorship Scheme as outlined to successful applicants.

Rangitikei Tourism – The Mudder	$
Ratana Maramatanga Sports Club – 90th Anniversary celebration	$
Marton Country Music Festival Inc – Country Music Festival 2016	$
Turakina Caledonian Games Society Inc – Caledonian Games 2016	$
Taihape Shearing Sports Inc – Taihape Shearing Event 2016	$
Rangitikei Shearing Sports – Rangitikei Shearing Event 2016	$
Taihape Area Show Jumping – Taihape Show Jumping Event 2016	$
Hunterville Huntaway Festival – Shemozzle 2015	$
Project Marton Inc – Rangitikei's Got Talent	$

6.5 That the Finance / Performance Committee set aside $2,450 to pay for MarketView Event Reports associated with the accountability reports for the high profile and high profile/community events sponsored as above.

Denise Servante
Strategy and Community Planning Manager

Appendix 1

Applicant eligibility criteria:

Applicant must be able to meet all the criteria stipulated in the guidelines;

Applicant/organisation must be

- Incorporated Society (certificate or documentation of proof must be supplied);

- Trust or Association (please supply documentation);

- Community Group under an Umbrella Group;

Council is unable to issue funds directly to individual recipients. Council will however issue funds to an umbrella organisation.

It is expected that the 'umbrella organisation' will have an interest in the event for which funding is being sought.

An umbrella organisation is an established organisation that is willing to oversee and monitor the use of grants made to individuals through:

* Receiving a cheque on behalf of a grantee. The Council will issue a covering letter with the cheque, which will set out the amount of funds granted, the name of the organisation and the nature of the project that is being funded.

* Issuing grant funds to the total amount of the grant to the grantee as required, and in line with the purpose of the project for which funding has been approved by the allocation committee.

* Endorsing accountability reports on the project. A report is submitted on the progress of the report within three months of the event date.

1. APPLICANT DETAILS ***(See applicant eligibility criteria)***

Full Name of Organisation: Rangitikei Tourism Inc

Street address: 93 Trickers Road, Bulls, 4818

Postal address: PO Box 121
Mangaweka

Post Code: 4746

Contact 1 Name Rebecca McNeil

Telephone (day) 021 0226 0313

Email: admin@rangitikei.com

Contact 2 Name Andrea Vijande Grace

Telephone (day):

Email: andreavijande@gmail.com

Legal Status *(see Applicant eligibility criteria)*

IS YOUR ORGANISATION ACTING AS AN UMBRELLA ORGANISATION? [ ] Yes [✓] No

IS YOUR ORGANISATION GST REGISTERED? [✓] Yes [ ] No

If so, please provide your GST Number: 51 673 530

2. WHAT ARE THE OBJECTIVES OF YOUR ORGANISATION?
Attach additional sheets if you need to

Promote the Rangitikei district as a great place to live, work and play

Event eligibility criteria

All events eligible for funding must:

* Take place within Rangitikei;

* Not have started before an application for event sponsorship is approved by the Committee;

* Not apply for funding from the Events Sponsorship Scheme more than once in any financial year;

* Not have been financially supported by the ratepayers of the Rangitikei District Council through some other means for the same event in the same financial year, i.e through the Community Initiatives Fund, Community Boards/Committees, Annual Plan etc.;

* Provide a detailed and realistic marketing/ promotional plan;

* Provide a realistic and balanced budget;

* Be able to contribute a significant proportion to the cost of the project (see Section 4).

Ineligible events
The types of events ineligible for funding include:
* Annual General Meetings;
* Events that have no economic or community benefit to Rangitikei;
* Events solely run for commercial purposes;
* Events promoting religion or political purposes;
* Regularly scheduled (for example Saturday morning sport).

3. THE EVENT ***(See Event Eligibility criteria)***

3.1 What is the name of your event? ~~for~~ Portable Information Kit

3.2 When will it take place: Community Events

3.3 Where will it take place: District wide

3.4 What type of event are you planning?

☐ One-off event?
☑ New event that will become a regular event (e.g. annually or bi-annually)?
☐ An event that is becoming established as a regular event (but has not yet been held 5 times)?
☐ An established, regular event (that has been held more than 5 times)?

Please tick the **ONE** box that ***best*** describes your project. *(See Event Sponsorship Scheme definitions)*

☐ High profile event
☐ Community event
☑ High profile, community event

3.5 Describe your event in full:
Attach additional sheets if you need to.

We require funding to create a Portable district promotion display kit
This will be availble for council MOU agencies and event managers for the use of a information hut at community events and expos. A one stop shop for district promotion, easily accessible and will fit in a single car boot.

Accountability Reports

If your application for sponsorship is successful, then you will need to report back to Council on the outcomes of your event.

For all events this will include estimating how many people attended your event and their place of origin.

If you are applying for sponsorship under the "high profile" or "high profile, community" categories, Council will help you assess the economic impact of your event using retail data available from MarketView Research.

Council will use its annual residents' survey to test community views on its sponsored events.

Council will also seek your feedback on what worked well for your event and what could be improved.

Please see also the notes on Council's expectations from its sponsorship of events at the end of this application form.

Promoting Rangitikei District Council's support:

The support of the Rangitikei District Council must be acknowledged on all publicity material. Logos may be obtained from the Council Administrator. Signs and banners promoting the Council's support are also available from the Council Administrator. It is expected that this signage will be displayed at your event. It is the applicant's responsibility to take charge of these items and return them intact and undamaged within 3 days on conclusion of the event.

3.6 How many people do you **expect** to attend your event? *(See Accountability Reports)*

Resident in Rangitikei District?	✓	Visitors from neighbouring Districts[1]?	
Visitors from the rest of New Zealand?	✓	Overseas visitors?	✓

Total

3.7 How will the event be promoted? The portable display kit will be presented with Rangitikei.com branding and will be stocked with District brochures and information and will be promoted by Rangitikei.com and will become a familiar site for information at all district events

3.8 How will you acknowledge the sponsorship provided by Rangitikei District Council? *(See Promoting Rangitikei District Council's support)*

The council logo will appear on banners and signage and as council will have use of the kit for its council tables from time to time council representation will be present

[1] Horowhenua, Manawatu, Ruapehu, Palmerston North, Tararua and Whanganui.

Funding Guide

Council sponsorship of ANY event will not exceed 50% of eligible costs. (Please see notes at the end of this application form for more details.)

Eligible costs

* Event production costs such as signage, advertising, and promotional material;
* Venue hire;
* Seeding of events – seed funding is a grant to enable the event to develop to a stage where it can become self-funding.

Ineligible costs

* Facility development or funding for capital works (i.e. the cost of buildings or items necessary to operate the facility);
* Elimination of an accumulated debt or debt servicing;
* Bridging loans;
* Ongoing administration costs that are not related to a specific event;
* Salaries for ongoing administration and services;
* Food and beverage costs;
* Travel costs;
* Feasibility studies;
* Retrospective project costs;
* Late applications.

You must: provide valid, written quotes for all goods and services for which you are seeking funding.

General overheads such as power costs, administration costs etc. must be based on proven figures from previous year's accounts.

If no quotes are supplied your application will be ineligible.

Groups registered for GST must provide figures that are GST exclusive.

4. FINANCIAL INFORMATION *(See Funding Guide)* Please provide **all** costs and **all** sources of income for the event you are planning.
Attach additional sheets if necessary

4.1 Cost of the event

Outline how much the event will cost to put on:

Item Purchase of	Amount ex gst	
~~Table and Chairs~~	$	~~120.72~~
Table and Chairs	$	102.17
Portable/collapsible brochure	$	
display stand x2	$	1439.34
Promo J bannerstand x3	$	717.00
Teardrop-2-go flag x2	$	752.00
Cross base J x2	$	89.00
Gazebo-2-go fully branded 3x3	$	1595.00
Side wall fully branded	$	929.00
	$	
Freight & Packaging	$	155.00
	$	
	$	
	$	
Total Cost (GST inclusive / ~~exclusive~~. Please delete one)	$	5278.51

4.2 Income for the event

Outline how the costs of the event will be met:

Item	Amount	
Donated material	$	
Cash in hand towards project	$	
Intended fundraising (provide an estimate)	$	
Ticket sales	$	
Other sponsorship/grants (please specify source/s below)		
	$	
	$	
	$	
	$	
	$	
	$	
Total funds available (GST inclusive / exclusive. Please delete one)	$	

Amount of sponsorship you are requesting from Rangitikei District Council: $ Nil

Please provide a pre-printed bank account deposit slip for payment should your application be successful.

Please attach your group's latest audited annual accounts.

Quotes must be provided for all goods and services. For services such as power where it is not possible to get a quote, an estimate based on proven figures from previous years must be provided.

HAVE YOU ATTENDED TO ALL OF THE FOLLOWING?

Tick as appropriate

- ☐ Answered all of the questions?
- ☐ Does your financial information add up? **Please check!**
- ☐ Provided daytime phone numbers?
- ☐ Provided full details of your event and included extra pages as appropriate?
- ☐ Provide quotes for all appropriate items?
- ☐ Provided a pre-printed deposit slip?
- ☐ Provided your latest annual accounts?

All applications that do not have the full and complete documentation (including quotes) cannot be considered by the Committee.
Council staff will check all applications to ensure they meet the criteria included in this application form and are complete. Council staff will contact you for further information if necessary.

4.3 Has your group received funding from the Rangitikei District Council in the last 5 years? If yes, please list all grants made below.

Event/Project/Activity		Amount
MOU Funding	2015	$ 18,975.00 Final cost
"	2014	$ 16,000
"	2013	$ 20,700.00 - ink cost
"	2012	$ 2566.00
"	2011	$ 25,000.00
"	2010	$ 25,000.00
		$
Grant 2011		$ 7078 ~~7,078.00~~
Grant 2010		$ 6,817
		$
		$
		$

4.4 Please name two referees for your organisation and your event

Name: Cath Ash - Project Mentor

Telephone (day): _____

Name: Elizabeth Maitland - TDCT

Telephone (day): _____

5. DECLARATION

☑ I declare that the information supplied here is correct.

Name: Rebecca McNeil

Signature: _____

Position in organisation: Coordinator

Date: 30/7/2015

☑ Please tick here if you would like to speak with the Committee about your event. The Committee will meet on 27 August 2015. The Grants Administrator will contact you with more details.

BrandStand
Unleash your brand

Quotation

31/07/2015

Attention

Rebecca
Rangitikei Tourism
Taihape Information Centre
Hautapu Street
Taihape
4720

4720

Delivery Address

Rebecca
Rangitikei Tourism
Taihape Information Centre
Hautapu Street
Taihape
4720
4720
Tel: 06 388 0350

Quote No	Terms	Date Required	Salesperson
IVQ4787	Payment before dispatch	31/07/2015	Elise Mills

Description	Qty	Price	Disc	Total
DR1010 Literature Holder: 6 x A3 literature holders, silver alloy frame with acrylic slanted shelves. Two-sided display. Collapsible with aluminium carry case	2.00	719.67	0.00	1,439.34
Promo Bannerstand - 850mm wide x 2050mm high full colour graphic skin, hardware and carry bag	3.00	239.00	0.00	717.00
Teardrop-2-Go 2200mm dye-sublimated full-colour	2.00	376.00	0.00	752.00
Cross base	1.00	89.00	0.00	89.00
Gazebo 2 Go 3000 x 3000mm fully branded canopy, durable lightweight aluminium frame, ground stakes, guy ropes and double lines carry bag	1.00	1595.00	0.00	1,595.00
Side wall to fit Gazebo 2 Go 3000 x 3000mm, fully branded	1.00	429.00	0.00	429.00
Freight & Packaging	1.00	155.00	0.00	155.00

Deposit: 50% deposit on placement of order, balance on completion

Sub Total:	$5,176.34
Discount:	$0.00
GST:	$776.45
Total:	$5,952.79

Elise Mills | Sales Coordinator | Brandstand NZ Limited
Tel 09 970 1484 | Call Free 0800 10 99 88 | Fax 09 415 4091 | elise@brandstand.co.nz
4F Piermark Drive, Albany | PO Box 302 064, North Harbour, 0752 | www.brandstand.co.nz

Terms & Conditions
1. All prices quoted are exclusive of freight, packaging & GST which will be added at the time of invoicing.
2. This quote is valid for 30 days from the above date.
3. TERMS OF TRADE: Our standard terms are payment before delivery or collection/dispatch. A deposit or prepayment is also required before the production of certain orders. Your sales person will advise the details of this to you. All costs in relation to collection of overdue accounts will be added to your account.
4. Brandstand's business relationship with you is governed by its standard Terms and Conditions of Trade. By instructing Brandstand to provide you with Goods and Services you have accepted and agreed to be bound by the full Terms and Conditions of Trade. The full Terms and Conditions of Trade are available for viewing on Brandstand's website - http://www.brandstand.co.nz/static/view/termsoftrade

QUOTE FROM:
T & J MCILWAINE LTD
35 RUSSELL ST MARTON

CUSTOMER COPY

Account Address	Job Address		
CASH ON DELIVERY	CASH ON DELIVERY	Quote No	A-1379.1
	.	Date	30/07/2015
	.	Rep	John Joordens
		Valid Till	29/08/2015
		Customer:	ALLYN CASH ON DELIVERY

Account: COD Job: FUNDING Customer Ref: RANG TOURISM Op: JJ

Item	Description	Unit	Quantity	Price	Disc%	Value
229274	GAZEBO FOLDING STEEL3X3M GREEN	EACH	1.000	102.47		102.47
123431	TABLE FOLDING 183X76CM BUYRIGHT	EACH	1.000	67.00		67.00
224230	PORTABLE FOLDING CHAIR GREY	EACH	2.000	26.86		53.72

Signed: Name: Date:

Note:

33.45

Incl. GST 223.19

All prices Include GST

Gazebo-2-Go (Portable Event Marquees)
Price list for Canopies and Sidewalls only

- o Full colour digitally printed, water resistent canopy & walls
- o Lightweight but strong Aluminium frame
- o Close mesh 420 Denier polyester material with PVC coating
- o Simple, easy setup in an extremely short time
- o Low maintenance and very compact to store & transport
- o Unlimited indoor & outdoor uses
- o Effective advertising support tool
- o Ideal presentation system - excellent printing characteristics
- o Maximum effect for minimum expense
- o 'One piece' frame
- o 100% UV protection and fire retardent
- * Frame prices include carry bags, guy ropes & ground stakes

3.0m x 3.0m Canopy & 3.0m wide Walls



Description	$ Price per unit + GST			
	1	2~3	4~5	5+
3.0m Unprinted canopy only	$461.76	$415.58	$399.60	P.O.A
3.0m Printed canopy only	$1,067.82	$961.04	$924.08	P.O.A
3.0m Printed sidewall	$429.00	$354.43	$332.80	P.O.A
3.0m Blank sidewall	$252.81	$183.67	$167.39	P.O.A
3.0m Printed half wall	$356.71	$282.62	$261.84	P.O.A
3.0m Blank half wall	$224.68	$156.87	$141.81	P.O.A
3.0m Printed double sidewall	$698.18	$590.79	$540.14	P.O.A
3.0m Printed windowwall	$541.99	$415.84	$368.52	P.O.A

3.0m x 4.5m Canopy & 4.5m wide Walls

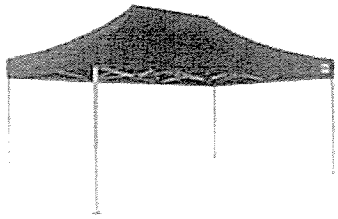

Description	$ Price per unit + GST			
	1	2~3	4~5	5+
4.5m Unprinted canopy only	$608.95	$548.05	$526.97	P.O.A
4.5m Printed canopy only	$1,352.09	$1,216.88	$1,170.08	P.O.A
4.5m Printed sidewall	$579.22	$526.56	$508.09	P.O.A
4.5m Blank sidewall	$303.03	$288.60	$275.48	P.O.A
4.5m Printed half wall	$443.72	$422.59	$403.38	P.O.A
4.5m Blank half wall	$266.23	$253.56	$242.06	P.O.A
4.5m Printed double sidewall	$898.70	$847.83	$788.63	P.O.A
4.5m Printed windowwall	$672.44	$605.19	$550.18	P.O.A

3.0m x 6.0m Canopy & 6.0m wide Walls

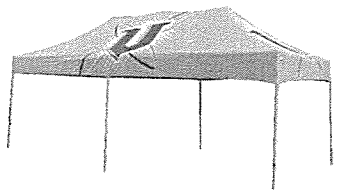

Description	$ Price per unit + GST			
	1	2~3	4~5	5+
6.0m Unprinted canopy only	$767.68	$690.91	$664.34	P.O.A
6.0m Printed canopy only	$1,712.84	$1,541.56	$1,482.27	P.O.A
6.0m Printed sidewall	$688.83	$626.21	$604.24	P.O.A
6.0m Blank sidewall	$364.07	$346.73	$330.97	P.O.A
6.0m Printed half wall	$537.23	$511.65	$488.39	P.O.A
6.0m Blank half wall	$320.78	$305.50	$291.62	P.O.A
6.0m Printed double sidewall	$1,070.65	$1,010.05	$939.17	P.O.A
6.0m Printed windowwall	$794.23	$714.81	$649.82	P.O.A

Portable Display & Exhibition Floor Stands - Mobile

Code	Description	W x H x D (mm)	Order Qty	Unit Price
Exhibition Stands				
DR1001	A4 x 4, lightweight with Clear Plastic pockets. Collapsible (roll-up) with durable carry bag (550mm x 100mm x 100mm)	270 x 1330 x 340	1~2	$ 199.50
			3~5	$ 179.55
DR1002	A4 x 8, lightweight with Clear Plastic pockets. Collapsible (roll-up) with carry bag (550mm x 100mm x 100mm)	500 x 1330 x 340	1~2	$ 249.50
			3~5	$ 224.55
DR1003	A4 x 6, silver alloy and acrylic with slanted shelves. Two-sided display. Collapsible (concertina), with carry bag (450mm x 300mm x 150mm)	280 x 1460 x 370	1~2	$ 374.50
			3~5	$ 337.05
DR1004	A4 x 7, lightweight black powder coated frame with slanted shelves and castors. Two-sided display. Some assembly required. Hardware, instructions & all tools included	300 x 1590 x 390	1~2	$ 280.50
			3~5	$ 250.95
DR1005	A4 x 8, black powdered coated frame with plastic coated wire shelves and castors. Single-sided display.	440 x 1380 x 410	1~2	$ 280.50
			3~5	$ 250.95
DR1010	A3 x 6, silver alloy frame with acrylic slanted shelves. Two sided display, Collapsible (concertina). Comes with aluminium carry case.	465 x 1550 x 370	1	$ 719.67
			2~3	$ 677.75
ZL14-4A	A4 x 4, chrome base and frame with acrylic pockets. Single-sided display. Collapsible, with carry bag.	275 x 1615 x 275	1~2	$ 366.87
			3~5	$ 333.52
CASE-A4	Aluminium case for DR1003. Lockable with foam padding	440 x 290 x 120	1~2	$ 87.00
			3~5	$ 80.00

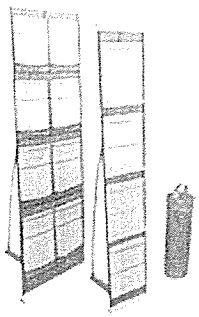

DR1001

DR1003

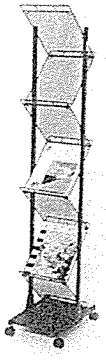

DR1004

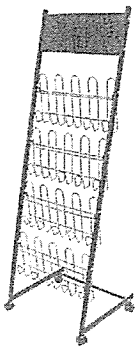

DR1005



DR1010



ZL14-4A

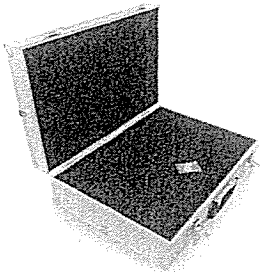

CASE-A4

The Brandstand Icon - Fabric Bannerstand

- Superlight aluminium framing wrapped in a vibrant double-sided fabric outer, secured with a zip across the top
- The stretch fabric creates ideal amount of tension to give it a smooth, curved finish
- Available in 3 different shapes (angled, curved & straight)
- Available in 2 heights
- Supplied with it's own custom carry bag
- Lightweight and easy to assemble
- Dye-sublimation printing for a long-lasting vibrant image
- Optional shelves, catalogue holders & spotlights available
- **Double-sided print provides twice as much image than a traditional bannerstand**

Shape	Width	Height	Price per unit			
			1	2~4	5~9	10+
Straight	800mm	1400mm	$ 899.00	$ 799.00	$ 749.00	POA
Straight	800mm	2020mm	$ 999.00	$ 899.00	$ 849.00	POA
Curved	800mm	1400mm	$ 899.00	$ 799.00	$ 749.00	POA
Curved	800mm	2020mm	$ 999.00	$ 899.00	$ 849.00	POA
Angled	800mm	2065mm	$ 999.00	$ 899.00	$ 849.00	POA
Prices include Icon framing, double sided dye-sublimation print & moulded/zipped carry bag						

Accessories	Price per unit			
	1	2~4	5~9	10+
Shelf & Catalogue Holder Kit*	$ 299.00	$ 269.00	POA	POA
*includes; 2 plexi glass shelves and a catalogue holder in a soft moulded bag				
Halogen Spotlight	$ 129.00	$ 119.00	$ 99.00	POA

angled curved straight

- Three different styles of Icon Bannerstand, with shelves, holders and lights

FLAGS & FLAG BASES

Teardrop-2-Go

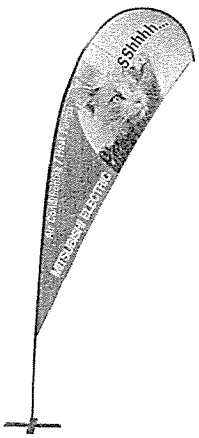



- Classical teardrop shape attracts attention
- Erect in seconds - no tools required
- Single or double-sided print options
- Colour fast, vibrant dye-sublimation printing process
- Wide range of other base options available
- Strong carry bag with pockets for protecting prints
- 3 height options

Height	Price per unit					
	Single-sided			Double-sided		
	1	2 - 5	6 - 10	1	2 - 5	6 - 10
2200mm	$ 399.00	$ 341.25	$ 318.00	$ 549.00	$ 498.56	$ 470.65
3300mm	$ 449.00	$ 398.75	$ 381.22	$ 639.00	$ 589.00	$ 549.00
4600mm	$ 598.00	$ 548.80	$ 494.30	$ 729.00	$ 679.00	$ 649.00
*price includes carry bag, full colour flag & hardware						

Blade-2-Go

- Blade shape ideal for displaying more information
- Erect in seconds - no tools required
- Single or double-sided print options
- Colour fast, vibrant dye-sublimation printing process
- Wide range of other base options available
- Strong carry bag with pockets for protecting prints
- 3 height options

Height	Price per unit					
	Single-sided			Double-sided		
	1	2 - 5	6 - 10	1	2 - 5	6 - 10
2500mm	$ 399.00	$ 341.25	$ 318.00	$ 549.00	$ 498.56	$ 470.65
3900mm	$ 449.00	$ 398.75	$ 381.22	$ 639.00	$ 589.00	$ 549.00
5300mm	$ 598.00	$ 548.80	$ 494.30	n/a	n/a	n/a
*price includes carry bag, full colour flag & hardware						

Fin-2-Go

- Distinct Fin shape ideal for many logos
- Erect in seconds - no tools required
- Colour fast, vibrant dye-sublimation printing process
- Supplied standard with ground stake
- Wide range of other base options available
- Strong carry bag with pockets for protecting prints
- 2 height options

Height	Price per unit		
	Single-sided		
	1	2 - 5	6 - 10
3000mm	$ 547.60	$ 398.75	$ 381.22
4000mm	$ 627.20	$ 548.80	$ 494.30
*price includes ground stake, carry bag, full colour flag & hardware			

Attachment 4

MEMORANDUM

TO: Finance/Performance Committee

FROM: George McIrvine

DATE: 19 August 2015

SUBJECT: **Financial Highlights and Commentary for Financial Year 2015**

FILE: **5-FR-4-1**

ATTACHMENTS: **Statement of Financial Position, Financial Performance, Cashflow, and Funding Impact Statements for major Activities**

Purpose

To consider the draft financial statements (attached) for the year ending 30 June 2015 as part of the annual report process.

Executive summary

1) These accounts have not been audited so some minor number and presentation changes may occur as part of the audit process.
2) Auditors will attend the inaugural Audit and Risk Committee meeting on the 1st of September.
3) This committee should note the treatment of the impairment of the roading assets in has not been finalised with audit. We anticipate that this should reflect the financial estimates of the damage done to Council's assets, the uncertainty over the estimates and the likely compensation paid by NZTA for this damage. At this point we have not adjusted the accounts for these amounts.
4) A high level commentary is provided below on these figures. Once the audit is finalized there will be a more in-depth commentary completed by activity for a future meeting.
5) The accounts do not include the notes to the accounts. These will be included in the paper for Audit and Risk.

Recommendation

1) That this report be received.

Commentary and Discussion

Revenue

1) Rates
   a) Rates revenue this is very close to budget being less than 0.5% under budget.
      i) Rates revenue is 1.8% up on last year which is close to expected rates increase.
      ii) Items such as the revaluations (4% up), discounts ($41K last year down slightly) and penalties (up $17K) impact on the budget variances in this account.

2) Water rates are 4% up on budget and 13% up on the previous year, which indicates increased demand for water.
3) Subsidies and grants are down on budget by $405,000 and on last year by $250,000. The main areas of roading are on track, with the main negative variance being the funds budgeted for Ratana Water being $900,000 in June 2015 and only $25,500 of the Ministry of Health subsidy was received in the June 2015 year. However, approximately $185,000 in further subsidy funding has been received since year end as the project progresses.
4) Other revenue is up by $512,000 to budget and $273,000 to last year. Main items include money received on CCTV, Animal Control with extra contract services, and also of note is $35,000 for gain on sale of vehicles.
5) Financial income is up $179,000 on budget but under last year by $43,000. This indicates that we had more cash on hand during the year than planned but that the level of return from short term investments reduced as interest rates softened for over the last year. See also finance costs below.
6) Other income is up on budget by $9,000 but down on last year by $210,000.
7) Total operating revenue is $425,000 lower than budget but $262,000 ahead of last year.

Expenditure

1) Depreciation is under budget by $311,000 but up on last year by $369,000. This represents Capital budget not being met in 2014 and the depreciation being calculated on projected rather than actual capital expenditure. The increase on the previous year's figures is probably a good reflection of how much work can be done in the renewals and capital infrastructure areas. It should be noted that the annual depreciation charges in the LTP average over $11M for the 10 years. With our current spend on renewals and capital these charges look to be in all probability too high given historic trends of capital and renewals spend.
2) Personnel is over budget by $169,000 and ahead of last year by $248,000. Wages and salaries make up $94,000 of this personnel cost variance. There are a number of reasons for this variance
   a) Funding ($51,000) was received in the form of a grant for a position supporting town centre planning activities. This forms the majority of this variance.
   b) There are other smaller variances due to new people in the position, staff moving to their full salary within the position and regrading of positions.
   c) The wider personnel costs include uniforms, protective clothing, ACC, KiwiSaver and there have been increases on budget in some areas and expenditure were no budget existed in others.
   d) Council should note that this does not include any Personnel costs for the Parks and Reserves team. As these costs are in the parks contractors budget area we will reflect these in that area for comparison for 2016 but for the Annual Report in 2016 there will be a significant rise in Personnel costs both against budget and last year as these are re-categorised for annual reporting, but with a corresponding reduction in the contracting budget area.
3) Finance costs are under budget by $614,000 which represents lower capital spend therefore no requirement for debt funding and resulting savings in interest payments.

4) Losses- these come from Infrastructure assets renewed before they have been fully depreciated so their remaining balances are written off. These are down on last year and we do not budget for these.
5) Other expenditure is under budget by $211,000 and only $43,000 (0.28% of total) above last-year's expenditure which is a good result. Further analysis will be completed to look for where these savings have occurred and any areas that costs are over. An initial review indicates savings to last year's expenditures in areas such as fuel $26,000 (distance licences have gone up slightly on last year so it is lower fuel prices), debt collection costs, software maintenance, photocopying, profit on sale of vehicles and reduced electricity charges. While this is a good result against budget the reduction in some areas to last year's actuals it represents smart buying as part of a larger cost efficiency programme e.g. BP Fuel.
6) Total operating expenditure overall is $148,000 under budget.
7) Overall operating surplus is $573,000 over budget. The financial cost savings represents the bulk of the surplus variance overall.

Loss on revaluation of property plant and equipment and impairment.

1) We have discussed with Audit NZ the note on Impairment of the roading assets as discussed at the last Finance and Performance Committee meeting. Audit NZ undertook to get their technical people in Wellington to come to a view on what we proposed and if this would lead to any qualification or matter of emphasis.
2) Potentially, $16M could be adjusted as an impairment. The other issue is what happens with recognising the increased funding assistance (Emergency FAR) from NZTA.
3) To date we have not had a response so no adjustment has been made for this at this time. We have shared our note with other councils and the discussion with other CFO's in the same situation have been helpful.

Statement of Financial Position as at End of June 2015.

Major variances:

1) **Total current assets** are higher than budgeted $844,000 as Corporate Bonds terminate and with an $110,000 higher variance to last year. There are variances between categories of cash and other financial assets as short term cash is managed.
2) **Non-Current assets -** There is a large variance to budget of $33.4M, primarily due to the roading revaluation down at the end of 2014 of $22M and also the lower capital spend.
3) **Current Liabilities** are $779,000 less than budget, due to lower borrowings, and are up on last year by $708,000. This is off-set by:
   a) Increases on last year due to Flood related expenses, Wyley's bridge and accruals in creditors at 30 June.
   b) Staff entitlement increases.
   c) Income in advance increases.
4) **Non-Current Liabilities** are $12M less than budget due to lower borrowings and have moved slightly down since last year.
5) **Total Liabilities** are down on budget with no borrowing but are up on last year with the creditor increases and income in advance.
6) **Equity** - the main movement in equity from budget can be attributed to last year's write down of roading assets, but partially offset by the net capital increase during the year.

Statement of Cashflow as at End of June 2015.

Major Variances

Cashflow from Operations

1) Receipts from Rates Revenue show an increase of nearly $300,000 from last year.
2) Receipts from subsidies and grants are similar to last year.
3) Receipts from other revenue are down on last year due to the high payments in the 2014 year.
4) Payments to suppliers is up on last year by $349,000, with interest payments $615,000 less than budgeted.
5) Overall cash inflow from operations dropped by $919,000 on last year.

Cashflows from Investing Activities.

1) $2,500,000 was received on investments coming due. These were at higher interest rates than are currently available.
2) Purchases of property plant and equipment were $6.497M under budget in cash terms. They were however $2.287M over last year's cash totals.
3) Net cash outflows were $9.1M less than budget and under last year by $3.3M.

Cashflow from financing activities.

1) Net cash from borrowings are below budget by $7.3M due to lower capex as already discussed.

Cash and cash equivalents

1) While we have a strong cash position at 30 June we do need short term debt facilities to be in place in order to meet policy requirements and manage the cashflow needs, notwithstanding the planned long term debt funding from LGFA.

Other matters year end and interim audits

To date we have not received the interim audit report nor the LTP audit report. These should be received within a few weeks of the audit work being completed. The interim audit was in June and the LTP audit was completed in March, so both are overdue.

George McIrvine
Gropu Manager, Finance and Business Spport

Statement of Comprehensive Revenue and Expense

For the year ended 30 June 2015

	Notes	2014 Actual ($000)	2015 Budget ($000)	2015 Actual ($000)
Revenue from non-exchange transactions				
Rates other than targeted rates for water	3	18,243	18,665	18,574
Targeted rates for water		1,133	1,038	1,177
Subsidies and grants		8,044	8,198	7,793
Other revenue	5	2,634	2,396	2,908
Vested and discovered assets		480	0	0
Gains	6	9	0	82
Revenue from exchange transactions				
Finance income	4	416	194	373
Other revenue		287	68	77
Total operating revenue		31,246	30,559	30,984
Expenditure				
Depreciation and amortisation expense	14,15	9,465	10,145	9,834
Personnel costs	7	2,401	2,481	2,650
Finance costs	4	103	615	1
Losses	6	1,100	0	818
Other expenses	8	15,770	16,024	15,724
Total operating expenditure		28,839	29,265	29,027
Operating surplus (deficit) before revaluation losses		2,407	1,294	1,957
Loss on revaluation of property, plant and equipment		21,124	0	0
Impairment to roading and footpaths	14	0	0	
Operating surplus (deficit) before tax		(18,717)	1,294	1,957
Income tax expense	9	0	0	0
Operating surplus (deficit) after tax		(18,717)	1,294	1,957
Other comprehensive revenue and expense				
Items that will be reclassified to surplus(deficit)				
Financial assets at fair value through other comprehensive revenue and expense	6	(11)	0	(70)
Items that will not be reclassified to surplus(deficit)				
Gain on revaluation of property, plant and equipment	6	14,580	0	0
Total other comprehensive revenue and expense		14,569	0	(70)
Total comprehensive revenue and expense		(4,148)	1,294	1,887

Explanations of major variances against budget are provided in Note 31.

The accompanying notes form part of these financial statements

Statement of Changes in Net Assets/Equity

For the year ended 30 June 2015

	Notes	2014 Actual ($000)	2015 Budget ($000)	2015 Actual ($000)
Balance as at 1 July		483,371	499,559	479,223
Total comprehensive income previously reported		(4,148)	1,294	1,887
Balance as at 30 June		479,223	500,853	481,110

Explanations of major variances against budget are provided in Note 31.

The accompanying notes form part of these financial statements

Statement of Financial Position

As at 30 June 2015

	Notes	2014 Actual ($000)	2015 Budget ($000)	2015 Actual ($000)
Assets				
Current Assets				
Cash and cash equivalents	10	1,466	4,007	2,967
Receivables from non-exchange transactions	11	2,657	3,210	3,601
Receivables from exchange transactions	11	287	68	48
Prepayments		114	20	11
Other financial assets	12	3,515	0	1,522
Non-current assets held for sale	13	0	0	0
Total current assets		8,039	7,305	8,149
Non-current assets				
		472,56	507,46	475,49
Plant, property and equipment	14	7	0	6
Intangible assets	15	160	411	128
Forestry assets	16	186	221	222
Other financial assets				
Corporate bonds	12	3,101	3,635	2,510
Investment in CCOs and other similar entities	12	27	29	29
		476,04	511,75	478,38
Total non-current assets		0	6	6
		484,07	**519,06**	**486,53**
Total assets		**9**	**1**	**5**
Liabilities				
Current Liabilities				
Creditors and other payables	17	3,578	3,736	4,077
Employee entitlements	19	240	203	259
Income in advance		347	353	538
Borrowings	18	16	1,377	16
Total current liabilities		4,181	5,669	4,890
Non-current liabilities				
Employee entitlements	19	13	9	14
Provisions	20	470	494	345
Borrowings	18	192	12,036	176
Total non-current liabilities		675	12,539	535
Total liabilities		**4,856**	**18,208**	**5,425**
		479,22	**500,85**	**481,11**
Net Assets		**3**	**3**	**0**
Equity				
		442,61	462,59	444,48
Accumulated funds	21	1	2	1

Special and restricted reserves	21	4,868	33,299	5,099
Other reserves	21	31,744	4,962	31,529
Total equity		**479,223**	**500,853**	**481,110**

Explanations of major variances against budget are provided in Note 31.

Statement of Cash Flows

For the year ended 30 June 2015

	Notes	2014 Actual ($000)	2015 Budget ($000)	2015 Actual ($000)
Cash flows from operating activities				
Receipts from rates revenue		18,801	18,665	18,963
Receipts from grants and subsidies		7,857	8,198	7,740
Receipts from other revenue		3,345	3,486	2,656
Interest received		393	194	370
Dividends received		0	0	0
Payments to suppliers and employees		(17,338)	(18,505)	(17,687)
Interest paid		(108)	(615)	0
Goods and services tax (net)		(28)	0	(38)
Net cash inflows (outflows) from operating activities	22	12,922	11,423	12,003
Cash flows from investing activities				
Receipts from sale of property, plant and equipment		18	0	118
Receipts from sale of investments		0	0	2,500
Acquisition of investments		(3,000)	0	0
Purchases of property, plant and equipment		(10,817)	(19,601)	(13,104)
Purchases of intangible assets		(31)	0	(14)
Net cash inflows (outflows) from investing activities		(13,830)	(19,601)	(10,500)
Cash flows from financing activities				
Proceeds from borrowings		0	8,415	0
Repayment of borrowings		(2,500)	(1,082)	0
Net cash inflows (outflows) from financing activities		(2,500)	7,333	0
Net increase (decrease) in cash, and cash equivalents		(3,408)	(845)	1,503
Cash and cash equivalents at the beginning of the year		4,874	4,852	1,466
Cash and cash equivalents at the end of the year	10	1,466	4,007	2,968

Summary Financial Statements

	2014	2015	2015

	Actual ($000)	Budget ($000)	Actual ($000)
Summary Statement of Comprehensive Revenue and Expense for year ending 30 June 2015			
Total operating revenue	31,246	30,559	30,984
Less finance costs	103	615	1
Less other operating expenditure	28,736	28,650	29,026
Net surplus (deficit) before tax	2,407	1,294	1,957
Income tax expense	0	0	0
Net surplus (deficit) before revaluation losses	2,407	1,294	1,957
Loss on revaluation of property, plant and equipment	21,124	0	0
	(18,717)	1,294	1,957
Financial assets at fair value through other comprehensive income and expense	(11)	0	(70)
Gain on revaluation of property, plant and equipment	14,580	0	0
Comprehensive revenue and expense for the year	(4,148)	1,294	1,887
Summary Statement of Changes in Net Assets/Equity for year ending 30 June 2015			
Balance as at 1 July	483,371	499,559	479,223
Comprehensive income	(4,148)	1,294	1,887
Balance as at 30 June	479,223	500,853	481,110
Summary Statement of Financial Position as at 30 June 2015			
Current assets	8,039	7,305	8,149
Non-current assets	476,040	511,756	478,386
Total assets	484,079	519,061	486,535
Current liabilities	4,181	5,669	4,890
Non-current liabilities	675	12,539	535
Total liabilities	4,856	18,208	5,425
Net assets	479,223	500,853	481,110
Represented by equity:			
Accumulated funds	442,611	462,592	444,481
Special reserves	4,868	33,299	5,099
Other reserves	31,744	4,962	31,529
Total equity	479,223	500,853	481,110
Summary Statement of Cash Flows for year ending 30 June 2015			
Net cash inflows(outflows) from operating activities	12,922	11,423	12,003
Net cash inflows(outflows) from investing activities	(13,830)	(19,601)	(10,500)
Net cash inflows(outflows) from financing activities	(2,500)	7,333	0
Net cash inflows(outflows) for the year	(3,408)	(845)	1,503
Cash and cash equivalents at the beginning of the year	4,874	4,852	1,466
Cash and cash equivalents at the end of the year	1,466	4,007	2,968

	2014 Actual ($000)	2015 Budget ($000)	2015 Actual ($000)
Summary Capital Expenditure			
Community Leadership	0	0	0

Roading and Footpaths	6,841	7,609	7,224
Stormwater Drainage	134	560	205
Sewerage and Treatment and Disposal of Sewage	682	5,287	1,104
Water	2,292	4,780	4,081
Community and Leisure Assets	241	753	384
Rubbish and Recycling	61	22	244
Environmental and Regulatory	0	0	0
Community Well-being	0	0	9
Support Services	230	590	265
Total Capital Expenditure	10,481	19,601	13,516

Whole of Council

Funding Impact Statement

For the year ended 30 June 2015

	2014 Annual plan ($000)	2014 Annual report ($000)	2015 Annual Plan ($000)	2015 Actual ($000)
Sources of operating funding				
General rates, uniform annual general charge, rates penalties	5,590	5,811	6,065	6,147
Targeted rates	13,960	14,421	14,098	14,513
Subsidies and grants for operating purposes	2,835	4,024	2,835	4,014
Fees and charges	1,822	2,067	1,872	2,141
Interest and dividends from investments	274	416	194	373
Local authorities fuel tax, fines, infringement fees, and other receipts	126	281	132	128
Total operating funding (A)	**24,607**	**27,020**	**25,196**	**27,316**
Applications of operating funding				
Payment to staff and suppliers	18,344	17,716	18,505	17,959
Finance costs	659	100	615	(1)
Other operating funding applications	0	0	0	0
Total applications of operating funding (B)	**19,003**	**17,816**	**19,120**	**17,958**
Surplus (deficit) of operating funding (A - B)	**5,604**	**9,204**	**6,076**	**9,358**
Sources of capital funding				
Subsidies and grants for capital expenditure	5,008	4,056	5,363	3,886
Development and financial contributions	0	0	0	0
Increase (decrease) in debt	7,338	(2,500)	7,317	(16)
Gross proceeds from sale of assets	0	18	0	118
Lump sum contributions	0	0	0	0
Other dedicated capital funding	0	0	0	0
Total sources of capital funding (C)	**12,346**	**1,574**	**12,680**	**3,987**
Application of capital funding				
Capital expenditure				
- to meet additional demand	0	0	0	0
- to improve the level of service	6,846	1,972	8,763	3,901
- to replace existing assets	11,055	8,509	10,838	9,616
Increase (decrease) in reserves	49	705	(845)	2,412
Increase (decrease) in investments	0	(408)	0	(2,583)
Total applications of capital funding (D)	**17,950**	**10,778**	**18,756**	**13,345**
Surplus (deficit) of capital funding (C - D)	**(5,604)**	**(9,204)**	**(6,076)**	**(9,358)**
Funding balance ((A - B) + (C - D))	**0**	**0**	**0**	**(0)**
Note: Depreciation expense not included above	9,718	9,465	10,145	9,834

Community and Leisure Assets

12

Funding Impact Statement

For the year ended 30 June 2015

	2014 Long-term plan ($000)	2015 Long-term plan ($000)	2015 Actual ($000)
Sources of operating funding			
General rates, uniform annual general charge, rates penalties	1,787	1,882	2,470
Targeted rates	789	821	714
Subsidies and grants for operating purposes	30	30	49
Fees and charges	408	421	418
Internal charges and overheads recovered	0	0	0
Local authorities fuel tax, fines, infringement fees, and other receipts	0	0	0
Total operating funding (A)	**3,014**	**3,154**	**3,651**
Applications of operating funding			
Payment to staff and suppliers	2,115	2,163	2,397
Finance costs	29	28	34
Internal charges and overheads applied	470	522	367
Other operating funding applications	0	0	0
Total applications of operating funding (B)	**2,614**	**2,713**	**2,798**
Surplus (deficit) of operating funding (A - B)	**400**	**441**	**853**
Sources of capital funding			
Subsidies and grants for capital expenditure	0	0	0
Development and financial contributions	0	0	0
Increase (decrease) in debt	22	(41)	(77)
Gross proceeds from sale of assets	0	0	24
Lump sum contributions	0	0	0
Other dedicated capital funding	0	0	0
Total sources of capital funding (C)	**22**	**(41)**	**(53)**
Application of capital funding			
Capital expenditure			
- to meet additional demand	0	0	0
- to improve the level of service	0	136	97
- to replace existing assets	386	317	287
Increase (decrease) in reserves	36	(53)	415
Increase (decrease) in investments	0	0	0
Total applications of capital funding (D)	**422**	**400**	**799**
Surplus (deficit) of capital funding (C - D)	**(400)**	**(441)**	**(853)**
Funding balance ((A - B) + (C - D))	**0**	**0**	**(0)**
Note: Depreciation expense not included above	722	735	845

Community Leadership

Funding Impact Statement

For the year ended 30 June 2015

	2014 Long-term plan ($000)	2015 Long-term plan ($000)	2015 Actual ($000)
Sources of operating funding			
General rates, uniform annual general charge, rates penalties	1,158	1,156	1,072
Targeted rates	0	0	54
Subsidies and grants for operating purposes	0	0	0
Fees and charges	31	0	2
Internal charges and overheads recovered	0	0	0
Local authorities fuel tax, fines, infringement fees, and other receipts	0	0	0
Total operating funding (A)	**1,189**	**1,156**	**1,128**
Applications of operating funding			
Payment to staff and suppliers	1,012	960	995
Finance costs	0	0	0
Internal charges and overheads applied	201	220	148
Other operating funding applications	0	0	0
Total applications of operating funding (B)	**1,213**	**1,180**	**1,143**
Surplus (deficit) of operating funding (A - B)	**(24)**	**(24)**	**(15)**
Sources of capital funding			
Subsidies and grants for capital expenditure	0	0	0
Development and financial contributions	0	0	0
Increase (decrease) in debt	0	0	0
Gross proceeds from sale of assets	0	0	0
Lump sum contributions	0	0	0
Other dedicated capital funding	0	0	0
Total sources of capital funding (C)	**0**	**0**	**0**
Application of capital funding			
Capital expenditure			
- to meet additional demand	0	0	0
- to improve the level of service	0	0	0
- to replace existing assets	0	0	0
Increase (decrease) in reserves	(24)	(24)	(15)
Increase (decrease) in investments	0	0	0
Total applications of capital funding (D)	**(24)**	**(24)**	**(15)**
Surplus (deficit) of capital funding (C - D)	**24**	**24**	**15**
Funding balance ((A - B) **+ (C - D))**	0	0	(0)
Note: Depreciation expense not included above	2	2	2

Community Well-being

Funding Impact Statement

For the year ended 30 June 2015

	2014 Long-term plan ($000)	2015 Long-term plan ($000)	2015 Actual ($000)
Sources of operating funding			
General rates, uniform annual general charge, rates penalties	884	919	1,048
Targeted rates	0	0	0
Subsidies and grants for operating purposes	90	91	230
Fees and charges	30	31	136
Internal charges and overheads recovered	0	0	0
Local authorities fuel tax, fines, infringement fees, and other receipts	0	0	0
Total operating funding (A)	**1,004**	**1,041**	**1,414**
Applications of operating funding			
Payment to staff and suppliers	787	808	1,342
Finance costs	3	2	1
Internal charges and overheads applied	235	252	148
Other operating funding applications	0	0	0
Total applications of operating funding (B)	**1,025**	**1,062**	**1,491**
Surplus (deficit) of operating funding (A - B)	**(21)**	**(21)**	**(77)**
Sources of capital funding			
Subsidies and grants for capital expenditure	0	0	0
Development and financial contributions	0	0	0
Increase (decrease) in debt	100	(24)	(4)
Gross proceeds from sale of assets	0	0	0
Lump sum contributions	0	0	0
Other dedicated capital funding	0	0	(4)
Total sources of capital funding (C)	**100**	**(24)**	**(4)**
Application of capital funding			
Capital expenditure			
- to meet additional demand	0	0	0
- to improve the level of service	0	0	0
- to replace existing assets	126	0	9
Increase (decrease) in reserves	(47)	(45)	(90)
Increase (decrease) in investments	0	0	0
Total applications of capital funding (D)	**79**	**(45)**	**(81)**
Surplus (deficit) of capital funding (C - D)	**21**	**21**	**77**
Funding balance ((A - B) + (C - D))	**0**	**0**	**(0)**
Note: Depreciation expense not included above	33	33	29

Roading and Footpaths

Funding Impact Statement

For the year ended 30 June 2015

	2014 Long-term plan ($000)	2015 Long-term plan ($000)	2015 Actual ($000)
Sources of operating funding			
General rates, uniform annual general charge, rates penalties	0	0	0
Targeted rates	6,905	7,033	6,339
Subsidies and grants for operating purposes	2,547	2,547	3,686
Fees and charges	4	4	17
Internal charges and overheads recovered	0	0	0
Local authorities fuel tax, fines, infringement fees, and other receipts	115	121	118
Total operating funding (A)	**9,571**	**9,705**	**10,160**
Applications of operating funding			
Payment to staff and suppliers	5,206	5,231	6,039
Finance costs	207	216	145
Internal charges and overheads applied	493	526	571
Other operating funding applications	0	0	0
Total applications of operating funding (B)	**5,906**	**5,973**	**6,755**
Surplus (deficit) of operating funding (A - B)	**3,665**	**3,732**	**3,406**
Sources of capital funding			
Subsidies and grants for capital expenditure	4,736	3,965	3,856
Development and financial contributions	0	0	0
Increase (decrease) in debt	396	(141)	(165)
Gross proceeds from sale of assets	0	0	0
Lump sum contributions	0	0	0
Other dedicated capital funding	0	0	0
Total sources of capital funding (C)	**5,132**	**3,824**	**3,692**
Application of capital funding			
Capital expenditure			
- to meet additional demand	0	0	0
- to improve the level of service	1,953	662	1,399
- to replace existing assets	6,093	6,096	5,825
Increase (decrease) in reserves	751	798	(127)
Increase (decrease) in investments	0		0
Total applications of capital funding (D)	**8,797**	**7,556**	**7,097**
Surplus (deficit) of capital funding (C - D)	**(3,665)**	**(3,732)**	**(3,406)**
Funding **balance ((A - B) + (C - D))**	0	0	0
Note: Depreciation expense not included above	6,446	6,561	6,443

Rubbish and Recycling

Funding Impact Statement

For the year ended 30 June 2015

	2014 Long-term plan ($000)	2015 Long-term plan ($000)	2015 Actual ($000)
Sources of operating funding			
General rates, uniform annual general charge, rates penalties	0	0	108
Targeted rates	453	672	435
Subsidies and grants for operating purposes	46	48	49
Fees and charges	429	442	324
Internal charges and overheads recovered	0	0	0
Local authorities fuel tax, fines, infringement fees, and other receipts	0	0	0
Total operating funding (A)	**928**	**1,162**	**917**
Applications of operating funding			
Payment to staff and suppliers	1,031	1,059	937
Finance costs	(10)	7	(52)
Internal charges and overheads applied	109	126	94
Other operating funding applications	0	0	0
Total applications of operating funding (B)	**1,130**	**1,192**	**979**
Surplus (deficit) of operating funding (A - B)	**(202)**	**(30)**	**(62)**
Sources of capital funding			
Subsidies and grants for capital expenditure	0	0	0
Development and financial contributions	0	0	0
Increase (decrease) in debt	(3)	210	(1)
Gross proceeds from sale of assets	0	0	0
Lump sum contributions	0	0	0
Other dedicated capital funding	0	0	(1)
Total sources of capital funding (C)	**(3)**	**210**	**(1)**
Application of capital funding			
Capital expenditure			
- to meet additional demand	0	0	0
- to improve the level of service	0	220	238
- to replace existing assets	6	3	6
Increase (decrease) in reserves	(211)	(43)	(308)
Increase (decrease) in investments	0	0	0
Total applications of capital funding (D)	**(205)**	**180**	**(63)**
Surplus (deficit) of capital funding (C - D)	**202**	**30**	**62**
Funding balance ((A - B) + (C - D))	**0**	**0**	**(0)**
Note: Depreciation expense not included above	33	33	34

Stormwater Drainage

Funding Impact Statement

For the year ended 30 June 2015

	2014 Long-term plan ($000)	2015 Long-term plan ($000)	2015 Actual ($000)
Sources of operating funding			
General rates, uniform annual general charge, rates penalties	0	0	61
Targeted rates	778	839	674
Subsidies and grants for operating purposes	0	0	0
Fees and charges	0	0	13
Internal charges and overheads recovered	0	0	0
Local authorities fuel tax, fines, infringement fees, and other receipts	0	0	0
Total operating funding (A)	**778**	**839**	**747**
Applications of operating funding			
Payment to staff and suppliers	405	420	120
Finance costs	39	66	(35)
Internal charges and overheads applied	120	133	120
Other operating funding applications	0	0	0
Total applications of operating funding (B)	**564**	**619**	**205**
Surplus (deficit) of operating funding (A - B)	**214**	**220**	**543**
Sources of capital funding			
Subsidies and grants for capital expenditure	0	0	0
Development and financial contributions	0	0	0
Increase (decrease) in debt	137	163	(44)
Gross proceeds from sale of assets	0	0	0
Lump sum contributions	0	0	0
Other dedicated capital funding	0	0	(44)
Total sources of capital funding (C)	**137**	**163**	**(44)**
Application of capital funding			
Capital expenditure			
- to meet additional demand	0	0	0
- to improve the level of service	173	173	34
- to replace existing assets	372	387	171
Increase (decrease) in reserves	(194)	(177)	293
Increase (decrease) in investments	0	0	0
Total applications of capital funding (D)	**351**	**383**	**499**
Surplus (deficit) of capital funding (C - D)	**(214)**	**(220)**	**(543)**
Funding balance ((A - B) + (C - D))	**0**	**0**	**0**
Note: Depreciation expense not included above	239	245	254

Sewerage and Treatment and Disposal of Sewage

Funding Impact Statement

For the year ended 30 June 2015

	2014 Long-term plan ($000)	2015 Long-term plan ($000)	2015 Actual ($000)
Sources of operating funding			
General rates, uniform annual general charge, rates penalties	0	0	174
Targeted rates	2,667	2,922	2,102
Subsidies and grants for operating purposes	0	0	0
Fees and charges	163	169	228
Internal charges and overheads recovered	0	0	0
Local authorities fuel tax, fines, infringement fees, and other receipts	0	0	0
Total operating funding (A)	**2,830**	**3,091**	**2,504**
Applications of operating funding			
Payment to staff and suppliers	1,370	1,423	737
Finance costs	552	707	129
Internal charges and overheads applied	248	274	256
Other operating funding applications	0	0	0
Total applications of operating funding (B)	**2,170**	**2,404**	**1,122**
Surplus (deficit) of operating funding (A - B)	**660**	**687**	**1,382**
Sources of capital funding			
Subsidies and grants for capital expenditure	0	0	4
Development and financial contributions	0	0	0
Increase (decrease) in debt	1,889	1,344	(287)
Gross proceeds from sale of assets	0	0	0
Lump sum contributions	0	0	0
Other dedicated capital funding	0	0	(283)
Total sources of capital funding (C)	**1,889**	**1,344**	**(283)**
Application of capital funding			
Capital expenditure			
- to meet additional demand	0	0	0
- to improve the level of service	2,193	1,437	739
- to replace existing assets	1,060	696	365
Increase (decrease) in reserves	(704)	(102)	(5)
Increase (decrease) in investments	0	0	0
Total applications of capital funding (D)	**2,549**	**2,031**	**1,099**
Surplus (deficit) of capital funding (C - D)	**(660)**	**(687)**	**(1,382)**
Funding balance ((A - B) + (C - D))	**0**	**0**	**0**
Note: Depreciation expense not included above	676	703	612

Water Supply

Funding Impact Statement

For the year ended 30 June 2015

	2014	2015	2015

	Long-term plan ($000)	Long-term plan ($000)	Actual ($000)
Sources of operating funding			
General rates, uniform annual general charge, rates penalties	0	0	441
Targeted rates	4,832	5,185	4,197
Subsidies and grants for operating purposes	0	0	0
Fees and charges	58	61	11
Internal charges and overheads recovered	0	0	0
Local authorities fuel tax, fines, infringement fees, and other receipts	0	0	0
Total operating funding (A)	**4,890**	**5,246**	**4,650**
Applications of operating funding			
Payment to staff and suppliers	2,290	2,376	1,901
Finance costs	890	1,078	463
Internal charges and overheads applied	601	652	558
Other operating funding applications	0	0	0
Total applications of operating funding (B)	**3,781**	**4,106**	**2,921**
Surplus (deficit) of operating funding (A - B)	**1,109**	**1,140**	**1,729**
Sources of capital funding			
Subsidies and grants for capital expenditure	700	300	26
Development and financial contributions	0	0	0
Increase (decrease) in debt	1,683	1,528	2,007
Gross proceeds from sale of assets	0	0	0
Lump sum contributions	0	0	0
Other dedicated capital funding	0	0	0
Total sources of capital funding (C)	**2,383**	**1,828**	**2,033**
Application of capital funding			
Capital expenditure			
- to meet additional demand	0	0	0
- to improve the level of service	1,285	810	1,392
- to replace existing assets	2,719	2,124	2,689
Increase (decrease) in reserves	(512)	34	(319)
Increase (decrease) in investments	0	0	0
Total applications of capital funding (D)	**3,492**	**2,968**	**3,762**
Surplus (deficit) of capital funding (C - D)	**(1,109)**	**(1,140)**	**(1,729)**
Funding balance ((A - B) + (C - D))	**0**	**0**	**(0)**
Note: Depreciation expense not included above	1,109	1,141	1,232

Attachment 5

Rangitikei District Council
Solid Waste Officer
Mr David McMillan

RECEIVED
30 JUL 2015
To: D McM
File: 6-SO-1-5
Doc: 15 8519

71 Hammond Street
Marton
July 2015

Dear Mr McMillan

In May 2011 I wrote to Mr D Stewart, "Project Manager" RDC asking him if the Council would look into the possibility of "gold card holders" being given a discount when using the Waste Stations.
I have enclosed a copy of his reply which was a real disappointment.
Four years have passed and I discussed the idea at the June meeting of the Marton Community Committee of which I have been a member for the past 7 years The members thought it was a very good idea and suggested that I write again with the same request.
Hopefully this time a favourable reply will be given.
The number of Senior Citizens in the Rangitikei has risen considerably and many are struggling financially A gesture by R.D.C to give Gold Card holders a small discount at the Waste Stations just even once a month would be very much appreciated by all Senior Citizens.

Yours sincerely

Lorraine Pearson (Mrs)

Attachment 6

Suggested criteria for applying Council's rates remission policy for land affected by natural calamity – 20-21 June 2015 extreme rainfall event

File 3-PY-1-18

Granting a remission of rates will initially have regard for three impacts

1. Loss of pasture and/or crops through flooding (particularly through the deposit of silt), including
   - remediation of land and resowing;
   - need to destock because of insufficient pasture and/or fodder crops (and the likely length of time that this lower carrying capacity might continue).

2. The loss or damage to farm infrastructure, including
   - fencing (including gates);
   - farm tracks (including bridges);
   - stockwater lines and troughs.

3. The reduction in effective road links, particularly
   - through ongoing slips or one or more major dropouts;
   - difficulty in farm servicing.

In weighing up these impacts, Council will have regard for two general factors to determine severity:

- the scale of these impacts compared with the total farm enterprise, and
- the projected time over which these impacts are likely to reduce farm production

The severity will determine the amount of remission. That may vary from 50% of one instalment to the total of two instalments for the year.

Discussion draft