



RANGITIKEI
DISTRICT COUNCIL

Making this place home.

Hunterville Rural Water Supply Management Sub-Committee

Order Paper

**Monday 28 May 2018
4.00pm**

**Council Chamber, Rangitikei District Council
46 High Street, Marton**

Website: www.rangitikei.govt.nz
Telephone: 06 327-0099

Email: info@rangitikei.govt.nz
Facsimile: 06 327-6970

Chair
Brett Journeaux

Membership
Bob Crawford, Mark Dawson, Bernie Hughes,
John McManaway, Paul Peterson, Sam Weston,
Ex officio, His Worship the Mayor, Andy Watson

Councillor Dean McManaway

Please Note: Items in this agenda may be subject to amendments or withdrawal at the meeting. It is recommended therefore that items not be reported upon until after adoption by the Council. Reporters who do not attend the meeting are requested to seek confirmation of the agenda material or proceedings of the meeting from the Chief Executive prior to any media reports being filed.



Rangitikei District Council

Hunternville Rural Water Supply Sub-Committee Meeting

Agenda – Monday 28 May 2018 – 4:00 pm

Contents

1	Welcome	2	
2	Apologies.....	2	
3	Members' conflict of interest	2	<i>Agenda note</i>
4	Confirmation of order of business	2	<i>Agenda note</i>
5	Confirmation of Minutes.....	2	Attachment 1, pages 5-10
6	Chair's Report	2	<i>Verbal report</i>
7	Council decisions on recommendations from the Committee	2	<i>Agenda note</i>
8	Questions put at previous meeting for Council advice or action.....	2	<i>Agenda note</i>
9	Hunternville Rural Water Supply – Operations Report	2	Attachment 2, pages 11-12
10	Hunternville Rural Water Supply – Financial Report.....	3	Attachment 3, pages 13-31
11	EECA audit of power use	3	<i>Verbal update</i>
12	Late Items.....	3	
13	Next Meeting	3	
14	Meeting Closed	3	

The quorum for the Hunternville Rural Water Supply Management Sub-committee is 4.

Council's Standing Orders (adopted 3 November 2016) 10.2 provide: The quorum for Council committees and sub-committees is as for Council, ie half the number of members if the number of members (including vacancies) is even or a majority if the number of members is odd.

1 Welcome

2 Apologies

3 Members' conflict of interest

Members are reminded of their obligation to declare any conflicts of interest they might have in respect of items on this agenda.

4 Confirmation of order of business

That, taking into account the explanation provided why the item is not on the meeting agenda and why the discussion of the item cannot be delayed until a subsequent meeting, be dealt with as a late item at this meeting.

5 Confirmation of Minutes

The Minutes from the meeting held on 9 April 2018 are attached.

File ref: 3-CT-3-2

Recommendation

That the Minutes of the Hunterville Rural Water Supply Sub-Committee meeting held on 9 April 2018 be taken as read and verified as an accurate and correct record of the meeting.

6 Chair's Report

A verbal report will be provided at the meeting.

7 Council decisions on recommendations from the Committee

Council approved the rural water rates increase from \$247 (excl GST) to \$275 (excl GST) and that the Hunterville urban rates increase by CPI only.

8 Questions put at previous meeting for Council advice or action

Increase in water being pumped:

A verbal report will be provided by Ivan O'Reilly.

Estimated power savings:

A verbal report will be provided by Andrew van Bussell.

9 Hunterville Rural Water Supply – Operations Report

A report for March and April 2018 is attached.

File ref: 6-WS-3-4

Recommendation:

That the 'Hunterville Rural Water Supply – Operations reports' dated March and April 2018 be received.

10 Hunterville Rural Water Supply – Financial Report

A report for the 9 months ending March 2018 is attached.

File ref: 3-CT-3-1

Recommendation:

That the 'Hunterville Rural Water Supply – Financial report for the 9 months ending March 2018' be received.

11 EECA audit of power use

A verbal update will be provided at the meeting.

12 Late Items

As accepted in item 4.

13 Next Meeting

6 August 2018

14 Meeting Closed

Attachment 1



Rangitikei District Council

Hunternville Rural Water Supply Sub-Committee Meeting

Minutes – Monday 9 April 2018 – 3:00 pm

Contents

1	Welcome	2
2	Apologies.....	2
3	Members' conflict of interest.....	2
4	Confirmation of order of business	2
5	Confirmation of Minutes.....	2
6	Chair's Report.....	2
7	Council decisions on recommendations from the Committee	2
8	Questions put at previous meeting for Council advice or action.....	2
9	Hunternville Rural Water Supply – Operations Report.....	3
10	Hunternville Rural Water Supply – Financial Report.....	3
11	EECA audit of power use	4
12	Tutaenui Community Irrigation/Stock Water Scheme – update on pre-feasibility study.....	4
13	Long Term Plan consultation.....	4
14	Late Items.....	5
15	Next Meeting	5
16	Meeting Closed	5

Present:

Mr Bob Crawford
Mr Brett Journeaux
Mr Sam Weston
Mr Bernie Hughes
Mr Mark Dawson
Cr Dean McManaway
Mr Paul Peterson

In attendance:

Mr George McIrvine, Finance and Business Support Group Manager
Mr Ashley Dahl, Financial Services Team Leader
Mr Ivan O'Reilly, Waste/Water Technician
Mr Andy van Bussel, Operations Manager
Mr Dan Yakas, Reticulation Supervisor
Ms Christin Ritchie, Governance Administrator

1 Welcome

The Chair welcomed everyone to the meeting.

2 Apologies

Resolved minute number 18/HWRS/008 **File Ref**

That the apologies for the absence of John McManaway be received.

Mr S Weston / Mr B Crawford. Carried

3 Members' conflict of interest

Members were reminded of their obligation to declare any conflicts of interest they might have in respect of items on this agenda.

4 Confirmation of order of business

There were no changes to the order of business.

5 Confirmation of Minutes

Resolved minute number 18/HWRS/009 **File Ref** 3-CT-3-2

That the Minutes of the Hunterville Rural Water Supply Sub-Committee meeting held on 5 February 2018 be taken as read and verified as an accurate and correct record of the meeting.

Mr B Crawford / Mr B Hughes. Carried

6 Chair's Report

The Chair had nothing new to report.

7 Council decisions on recommendations from the Committee

There were no recommendations made to the Council at the previous meeting.

8 Questions put at previous meeting for Council advice or action

No queries were raised at the previous meeting.

9 Hunterville Rural Water Supply – Operations Report

Mr Van Bussell spoke to the report:

- 24 Leaks have been repaired during January – March 2018
- Mr O’Leary has started changing the flow controllers
- Webbs Line is due to be commissioned on 10 April. It has already had 5 new leaks due to slips.
- Horrocks line has been extended by 150m, and will start soon. This is still within budget.
- A test run will be conducted to ensure the scheme is kept running while works are completed on the middle pump station.

Mr I O’Leary arrived at 3.12pm

Resolved minute number	18/HWRS/010	File Ref	6-WS-3-4
-------------------------------	--------------------	-----------------	-----------------

That the ‘Hunterville Rural Water Supply – Operations report’ dated 1 April 2018 be received.

Mr M Dawson / Cr D McManaway. Carried

10 Hunterville Rural Water Supply – Financial Report

Mr McIrvine spoke to the report. A few additional points to note were:

- The current unit rate is \$247 (excl GST)
- There will be a deficit of \$20,000 which will need to be recuperated. The suggested increase to cover this is \$13 increase per unit. An alternative to the increase would be to borrow the funds; however, this will incur interest charges.
- Hunterville urban will potentially come off of the rural scheme in approximately six months if a bore is commissioned in Hunterville Town. This revenue will be lost from the scheme; however, there will be power savings, increases to allowances for existing clients and new clients to recoup the lost income.

Undertaking	Subject	Increase in units pumped
--------------------	----------------	---------------------------------

Mr O’Leary will investigate the cause of the 28% increase in water being pumped.

Undertaking	Subject	Power savings for HWRS
--------------------	----------------	-------------------------------

Mr G McIrvine will supply the sub-committee with estimated power savings as a result of Hunterville Urban being removed for the Rural supply, as well as realistic numbers for the new units.

Resolved minute number 18/HWRS/011 File Ref

That the Hunterville Rural Water Supply Sub-Committee recommends to Council that the rural water rates be increased from \$247 (excl GST) to \$275 (excl GST) and that the Hunterville urban rates increase by CPI only.

Mr P Peterson / Mr B Crawford. Carried

Resolved minute number 18/HWRS/012 File Ref 3-CT-3-1

That the 'Hunterville Rural Water Supply – Financial reports' dated January and February 2018 be received.

Mr B Crawford / Mr P Peterson. Carried

11 EECA audit of power use

The Audit report has yet to be completed, as further research is currently being carried out.

12 Tutaenui Community Irrigation/Stock Water Scheme – update on pre-feasibility study

At present Council is looking to establish a committee for the users of the potential Tutaenui Water Scheme.

13 Long Term Plan consultation

Cr McManaway provided a brief outline of the Long Term Plan Consultation Document as it pertains to the Hunterville Community:

- Hunterville Sewerage ponds (Floating Treatment Wetlands) are going well, and will be due to be desludged soon. A draft consent has been submitted for the overflow.
- A business case is being put forward for Mangaweka Bridge.

Resolved minute number 18/HWRS/013 File Ref

That the 'Consultation Document for the Long Term Plan 2018-28' be received.

Mr B Journeaux / Mr B Crawford. Carried

14 Late Items

Cr McManaway proposed that the meetings start at 4.00 pm in future.

Resolved minute number **18/HWRS/014** **File Ref**

The Hunterville Rural Water Supply Sub-Committee agree that future meetings will start at 4.00 pm.

Cr D McManaway / Mr B Hughes. Carried

15 Next Meeting

28 May 2018, 4.00 pm

16 Meeting Closed

4.23 pm

Confirmed/Chair: _____

Date:

Attachment 2

REPORT

SUBJECT: **Hunternville Rural Water Supply, Operations Report**

TO: Hunternville Rural Water Supply Management Committee

FROM: Andrew van Bussel, Operations Manager

DATE: 1 June 2018

FILE: 6-WS-3-4

1 Leaks and Repairs

1.1 There have been a number of repairs during this period:

21/3	Leak on Kenny Duncan's bridge
27/3	Fix Leak on Mrs Webb's property
28/3	Fix Leak on Dave Munn's property
28/3	Fix Leak on Mrs Webb's property
6/4	Fix Leak on Sam Weston's property
7/4	Pole fuse at Cook's Road
18/4	Commission new line at Mrs Webb's property
24/4	Leak on Viaduct
25/4	Comms fault at bore pump
27/4	Oteri Tank overflowing
29/4	Richard Lambert Leak at tank
9/5	Otairi Pump Station not working due to lightning strike
17/5	Horrock's line commissioned

2 General

- 2.1 Horrock's line has now been commissioned.
- 2.2 Middle pump station tank straightening work will commence on 29 May 2018.
- 2.3 On 9 May 2018 we had a lightning strike at the Otairi Pump Station which damaged the PLC and Controls. Alf Downs will replace the PLC and the meter board at the same time.

3 Recommendation

- 3.1 That the 'Hunternville Rural Water Supply, Operations report' dated 1 June 2018 be received.

Andrew van Bussel
Operations Manager

Attachment 3

Report

Subject: HUNTERVILLE RURAL WATER SUPPLY FINANCIAL STATEMENTS
COMMENTARY FOR THE 9 MONTHS ENDING: March 2018

To: The Hunterville Rural Water Supply Sub Committee

From: Andy Sargent , Management & Project Accountant

Date: 14 May 2018

File:

The commentary supporting the performance to date as presented in the attached financial Reports is as follows:

Performance:

- **Metered Revenue against budget**
For the Year to Date (YTD) March 2018 at \$214k is below budget \$114k
Last year YTD for March 2017 was \$213k
This is a normal trend due to our 6 monthly billing cycle in November and May of each year
- **General Rates**
For the YTD 2018 at \$61k is up on budget by \$3k
Last year YTD for 2017 was \$61k
- **Total Revenue**
For the YTD 2018 at \$276k is below budget by \$103k
Last year YTD for 2017 was \$275k
- **Operational Expenditure against budget**
For the YTD 2018 at \$353k is above by \$31k
being an increase in "Spend", details of which are as follows;

Operating Expenditure Summary	YTD. Actual 2017/18	YTD Budget 2017/18	YTD Expenditure Variance to Budget	Against YTD Budget 2017/18	FYR. Actual Last YR. 2016/17	YTD. Actual 2016/17	YTD 2018 less YTD 2017 Variance
<u>60617698</u> Chemicals & Consumables	0	2,503	-2,503	Favourable	1,087	0	0
<u>6061756208</u> Depreciation - Infrastructure	100,877	102,854	-1,977	Favourable	130,822	100,877	0
<u>60617563</u> Electricity	152,130	135,000	17,130	Unfavourable	191,119	138,011	14,119
<u>60617692</u> External Contractors	20,344	15,750	4,594	Unfavourable	20,813	8,296	12,048
<u>60617565</u> Insurance	7,697	7,912	-215	Favourable	10,908	1,315	6,382
<u>60617699</u> Materials	5,884	4,037	1,847	Unfavourable	5,601	4,873	1,011
<u>Vari</u> MDC Charges & Reticulation Costs	50,091	32,292	17,799	Unfavourable	40,168	27,041	23,050
<u>60617588</u> Member Remuneration	0	2,519	-2,519	Favourable	3,200	0	0
<u>6061756702</u> Rates - Utility	12,335	13,833	-1,498	Favourable	5,332	4,856	7,479
<u>60617697</u> Resource Consents	1,489	1,615	-126	Favourable	2,060	2,060	-571
<u>6061734301</u> Telephone Costs	2,026	3,391	-1,365	Favourable	2,463	1,850	176
Total Variance	352,873	321,706	31,167	Unfavourable	413,573	289,179	63,694

Last year YTD for 2017 was \$289k or a;
Increase in the Operational Expenditure "Spend" by \$64k
For March 2018 YTD Operational Expenditure "Greater than \$1,000"
[Please refer to page 13](#)

Being a deficit increase of \$66k this year over last

Additional Reports Provided are as follows:

➤ Water Reports

Water Usage / Supplied (Graph / Usage) for the 9 month period (March 2018) is showing;

- i. **70,664 m3 increase** over the same period last year (+20%) and;
- ii. Compared to the same month last year we show a **Decrease of 5,607 m3** (-11%)

Water Pumped to Electricity Costs (graph) for the 9 month period (March 2018) shows;

- iii. **Actual = 38 cents per m3 of Water**, compared to last year for the 12 months to June 2017 = 41 cents per m3 of Water a reduction of 3 cents per m3.

For further details relating to Water please refer to the individual reports
[as provided on pages 15 to 18](#)

Andrew Sargent
Management & Project Accountant

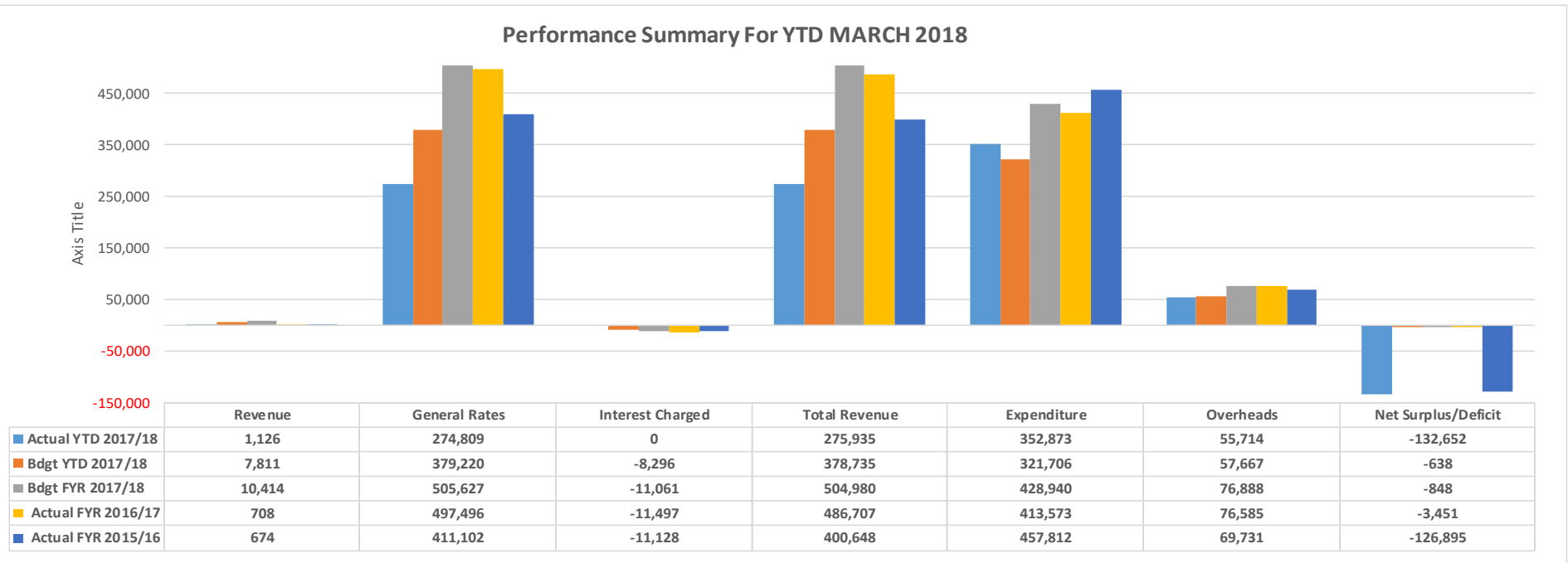
9th May 2018

HUNTERVILLE RURAL WATER SUPPLY FINANCIAL REPORT FOR THE 9 MONTHS ENDING: March 2018

HUNTERVILLE RURAL WATER SUPPLY FINANCIAL STATEMENTS STATEMENT OF FINANCIAL PERFORMANCE SUMMARY As at 31st March 2018

Performance Summary

	Actual YTD 2017/18	Bdgt YTD 2017/18	Bdgt FYR 2017/18	Actual FYR 2016/17	Actual FYR 2015/16
Revenue	1,126	7,811	10,414	708	674
General Rates	274,809	379,220	505,627	497,496	411,102
Interest Charged	0	-8,296	-11,061	-11,497	-11,128
Total Revenue	275,935	378,735	504,980	486,707	400,648
Expenditure	352,873	321,706	428,940	413,573	457,812
Overheads	55,714	57,667	76,888	76,585	69,731
Net Surplus/Deficit	-132,652	-638	-848	-3,451	-126,895



Water Supply Hunterville Rural
Statement of Operations
As at 31st March 2018
Revenue

Account	Detail	YTD Actual 2017/18	YTD Budget 2017/18	FYR Budget 2017/18	FYR Actual 2016/17	FYR Actual 2015/16
Rates						
60617018	General Revenue	870	0	0	435	127
60617123	Penalty	256	0	0	273	547
60617142	Metered Supply Charges	213,899	327,580	436,773	423,937	344,619
	Total Rates	215,025	327,580	436,773	424,644	345,293
Apportioned Rates Revenue						
60617802	Treasury Int Recd		7,811	10,414	9,017	8,587
6061780801	General Rates	60,910	57,666	76,888	76,585	69,731
60617809	Internal Interest Paid		-6,026	-8,034	-3,026	-3,248
6061780901	Interest Charged Rate A/C		-8,296	-11,061	-11,497	-11,128
6061780903	Treasury Int Rec'd/Tsf to Rese	0	0		0	0
60617810	Treasury Interest Rec'd		0		-9,017	-8,587
60617811	Transfer to Reserves		0		0	0
	Total Apportioned Rates Revenue	60,910	51,155	68,207	62,063	55,355
Internal Charges						
606171791100	Allocated o/heads CEO	9,065	8,421	11,228	11,902	10,908
606171791400	Allocated o/heads Cust Service	2,007	1,738	2,317	2,424	2,107
606171792100	Allocated o/heads Fin Services	17,521	16,455	21,940	22,947	20,621
606171792500	Allocated o/heads Stat Plannin	5,928	8,236	10,981	8,830	7,497
606171795100	Allocated o/heads Assets	21,193	22,817	30,422	30,484	28,598
	Total Internal Charges	55,714	57,667	76,888	76,585	69,731
Expenditure						
6061734301	Telephone Costs	2,026	3,391	4,521	2,463	3,948
6061756208	Depreciation - Infrastructure	100,877	102,854	137,139	130,822	167,778
60617563	Electricity	152,130	135,000	180,000	191,119	179,516
60617565	Insurance	7,697	7,912	10,549	10,908	6,536
6061756608	Loss on Sale - Infrastructure		0	0	0	18,957
6061756702	Rates - Utility	12,335	13,833	18,444	5,332	10,066
60617588	Member Remuneration		2,519	3,358	3,200	3,200
6061763001	Professional Services - MDC	873	32,292	43,056	1,818	335
6061863002	MDC Charges - PSU		0	0	0	0
6061763003	MDC Charges - Retic		0	0	0	25,868
6061763004	MDC Charges - Treatment		0	0	0	1,498
6061768201	Reticulation Costs - Staff	46,736	0	0	34,414	12,093
6061768301	Treatment Costs - Staff Time	2,482	0	0	3,936	240
60617692	External Contractors	20,344	15,750	21,000	20,813	20,744
60617697	Resource Consents	1,489	1,615	2,153	2,060	630
60617698	Chemicals & Consumables		2,503	3,337	1,087	0
60617699	Materials	5,884	4,037	5,383	5,601	6,403
	Total Expenditure	352,873	321,706	428,940	413,573	457,812
	Net Surplus/(Deficit)	-132,652	-638	-848	-3,451	-126,895

Water Supply Hville Rural

As at 31st March 2018

Account	Detail	YTD Actual 2017/18	YTD Budget 2017/18	FYR Budget 2017/18	FYR Actual 2016/17	FYR Actual 2015/16	YTD 2017/18 less FYR Actual 2016/17
Capital - Renewals Infrastructure							
60617721	Treasury Loans Repaid		0	0	0	0	0
60617722	Treasury Loans Raised		0	0	0	0	0
6061776201	HRWS Reticulation - Contractor	21,529	0	0	19,216	7,352	2,313
6061776301	HRWS Treatment - Contractor	22,328	45,000	60,000	15,121	52,811	7,207
	Total Capital - Renewals Infra	43,857	45,000	60,000	34,337	60,163	9,520
Capital - Projects							
6061777303	HRWS Reticulation - Staff Time	1,097	0	0	0	2,605	1,097
60617799	Capital Contra	0	0	0	-34,337	-62,768	34,337
	Total Capital - Projects	1,097	0	0	-34,337	-60,163	35,434
	Net Projects	44,954	45,000	60,000	0	0	44,954
Equity							
60617966	HVL RWS REVAL.RESERVE	2,631,503	2,631,503	2,631,503	2,631,503	1,351,125	0
60617990	Public Equity H/Ville Rural Wa	3,818,266	3,963,944	3,963,944	3,963,944	4,090,838	-145,678
6061799401	Water Supply Hunt Rural Surp/Def Reserve						0
60617995	Hunterville RWS Reserve	189,104	189,350	189,350	189,350	180,334	-246
	Net Surplus	-132,652	-638	-848	-3,451	-126,895	-129,201
	Working Capital	172,079	-107,790	-126,865	-47,123	49,600	219,202
	Total Equity	6,678,300	6,676,369	6,657,084	6,734,223	5,545,002	-55,923
Non Current Assets							
60617886	Water Supply Schemes	6,921,114	6,921,114	6,921,114	6,921,114	5,989,974	0
6061788601	Provision for depecciation	-231,699	-233,676	-267,961	-130,822	-384,454	-100,877
	Net Projects	44,954	45,000	60,000	0	0	44,954
	Total Non Current Assets	6,734,369	6,732,438	6,713,153	6,790,292	5,605,520	-55,923
Non Current Liabilities							
60617950	Internal Loan	56,069	56,069	56,069	56,069	60,518	0
	Total Non Current Liabilities	56,069	56,069	56,069	56,069	60,518	0
	Net Assets	6,678,300	6,676,369	6,657,084	6,734,223	5,545,002	-55,923

Huntermville RWS

Transaction Summary cover the period 1st July 2017 to 31st March 2018

Account code	Account Description	Month	Transaction description	Sum of Value
6061734301	Telephone Costs			
		Jul-17	AP Spark Digital (GR234.86) Utilities	204.22
		Jul-17 Total		204.22
		Aug-17	AP Spark Digital (GR236.10) Utilities	205.30
		Aug-17 Total		205.30
		Sep-17	AP Spark Digital (GR234.83) Utilities	204.19
		Sep-17 Total		204.19
		Oct-17	AP Spark Digital Huntermville Water Scheme ^	26.73
			AP Spark Digital (GR235.69) Utilities	204.94
		Oct-17 Total		231.67
		Dec-17	AP Spark Digital Huntermville Water Scheme	20.27
			AP Spark Digital (GR235.49) Administration	204.77
			AP Spark Digital (GR236.85) Utilities	205.95
		Dec-17 Total		430.99
		Jan-18	AP Spark Digital Huntermville Water Scheme	82.19
			AP Spark Digital (GR239.98) Utilities	208.67
		Jan-18 Total		290.86
		Feb-18	AP Spark Digital Huntermville Water Scheme	21.12
			AP Spark Digital (GR235.41) Utilities	204.70
		Feb-18 Total		225.82
		Mar-18	AP Spark Digital Huntermville Water Scheme	26.90
			AP Spark Digital (GR236.53) Utilities	205.67
		Mar-18 Total		232.57
	Telephone Costs Total			2,025.62
6061756208	Depreciation - Infrastructure			
		Jul-17	Depn Infrastructure	11,208.58
		Jul-17 Total		11,208.58
		Aug-17	Depn Infrastructure	11,208.58
		Aug-17 Total		11,208.58
		Sep-17	Depn Infrastructure	11,208.58
		Sep-17 Total		11,208.58
		Oct-17	Depn Infrastructure	11,208.58
		Oct-17 Total		11,208.58
		Nov-17	Depn Infrastructure	11,208.58
		Nov-17 Total		11,208.58
		Dec-17	Depn Infrastructure	11,208.58
		Dec-17 Total		11,208.58
		Jan-18	Depn Infrastructure	11,208.58
		Jan-18 Total		11,208.58
		Feb-18	Depn Infrastructure	11,208.58
		Feb-18 Total		11,208.58
		Mar-18	Depn Infrastructure	11,208.58
		Mar-18 Total		11,208.58
	Depreciation - Infrastructure Total			100,877.22

Transaction Summary cover the period 1st July 2017 to 31st March 2018

Electricity Total

Hunterville RWS

Transaction Summary cover the period 1st July 2017 to 31st March 2018

Account code	Account Description	Month	Transaction description	Sum of Value
60617565	Insurance	Jul-17	Aon Insurance Prepayment July 17	950.95
		Jul-17 Total		950.95
		Aug-17	Aug.17 Aon prepayment	950.95
		Aug-17 Total		950.95
		Sep-17	Sept.17 Aon prepayment	950.95
		Sep-17 Total		950.95
		Oct-17	Oct.17 Aon prepayment	950.95
		Oct-17 Total		950.95
		Nov-17	Aon Insurance Prepayment	738.32
			Aon Insurance Prepayment Broker Fee	40.40
		Nov-17 Total		778.72
		Dec-17	Aon Insurance Prepayment Broker Fee	40.40
			Aon Dec 17 Insurance Prepayment	738.32
		Dec-17 Total		778.72
		Jan-18	Aon Insurance Prepayment Broker Fee	40.40
			Aon Jan 18 Insurance Prepayment	738.32
		Jan-18 Total		778.72
		Feb-18	Aon Insurance Prepayment Broker Fee	40.40
			Aon Feb 18 Insurance Prepayment	738.32
		Feb-18 Total		778.72
		Mar-18	Aon Insurance Prepayment Broker Fee	40.40
			Aon Mar 18 Insurance Prepayment	738.32
		Mar-18 Total		778.72
	Insurance Total			7,697.40
6061756702	Rates - Utility	Nov-17	Nov.17 Rates Insurance Prepayment	1,370.61
			Transfer from MDC Suspense/Prepayments	5,482.43
		Nov-17 Total		6,853.04
		Dec-17	Dec.17 Rates Prepayment	1,370.61
		Dec-17 Total		1,370.61
		Jan-18	Jan.18 Rates Prepayment	1,370.61
		Jan-18 Total		1,370.61
		Feb-18	Feb.18 Rates Prepayment	1,370.61
		Feb-18 Total		1,370.61
		Mar-18	Mar.18 Rates Prepayment	1,370.61
		Mar-18 Total		1,370.61
	Rates - Utility Total			12,335.48
6061763001	Professional Services - MDC	Jul-17	MDC Staff Hours Jan.17 Allocation	450.00
		Jul-17 Total		450.00
		Sep-17	MDC September 17	360.00
		Sep-17 Total		360.00
		Nov-17	MDC Staff Hours Nov 17 Allocation	63.00
		Nov-17 Total		63.00
	Professional Services - MDC Total			873.00

Hunterville RWS

Transaction Summary cover the period 1st July 2017 to 31st March 2018

Account code	Account Description	Month	Transaction description	Sum of Value
6061768201	Reticulation Costs - Staff	Jul-17	MDC Staff Hours Jan.17 Allocation	5,221.00
		Jul-17 Total		5,221.00
		Aug-17	MDC Staff Hours Aug.17 Allocation	3,720.00
		Aug-17 Total		3,720.00
		Sep-17	MDC September 17	5,240.50
		Sep-17 Total		5,240.50
		Oct-17	MDC Staff Hours Oct 17 Allocation	4,065.50
		Oct-17 Total		4,065.50
		Nov-17	MDC Staff Hours Nov 17 Allocation	8,531.50
		Nov-17 Total		8,531.50
		Dec-17	MDC Staff Hours Dec 17	3,877.50
		Dec-17 Total		3,877.50
		Jan-18	MDC Staff Hours Jan 18	3,275.00
		Jan-18 Total		3,275.00
		Feb-18	Feb 18 MDC charge out	6,807.50
		Feb-18 Total		6,807.50
		Mar-18	March 2018 MDC Chargeout	5,997.50
		Mar-18 Total		5,997.50
	Reticulation Costs - Staff Total			46,736.00
6061768301	Treatment Costs - Staff Time	Jul-17	MDC Staff Hours Jan.17 Allocation	648.00
		Jul-17 Total		648.00
		Aug-17	MDC Staff Hours Aug.17 Allocation	324.00
		Aug-17 Total		324.00
		Sep-17	MDC September 17	162.00
		Sep-17 Total		162.00
		Oct-17	MDC Staff Hours Oct 17 Allocation	94.00
		Oct-17 Total		94.00
		Nov-17	MDC Staff Hours Nov 17 Allocation	243.00
		Nov-17 Total		243.00
		Dec-17	MDC Staff Hours Dec 17	162.00
		Dec-17 Total		162.00
		Jan-18	MDC Staff Hours Jan 18	243.00
		Jan-18 Total		243.00
		Feb-18	Feb 18 MDC charge out	324.00
		Feb-18 Total		324.00
		Mar-18	March 2018 MDC Chargeout	282.00
		Mar-18 Total		282.00
	Treatment Costs - Staff Time Total			2,482.00

Huntermville RWS

Transaction Summary cover the period 1st July 2017 to 31st March 2018

Account code	Account Description	Month	Transaction description	Sum of Value
60617692	External Contractors			
		Jul-17	AP P V Mackenzie 113678/01 digger hire	200.00
			AP P V Mackenzie 113705/01 digger hire 14/5/17 half day	100.00
		Jul-17 Total		300.00
		Aug-17	AP Alf Downs Contr 115096/01 HRWS Storm Damage Reset faults and Scada-J139	180.00
			AP Alf Downs Contr 115097/01 HRWS Damaged Cable Repairs-J139478	517.30
			AP Alf Downs Contr 115098/01 HRWS Otairi Top Tank Level sensor-J140043	172.50
			AP Alf Downs Contr 115099/01 HRWS Middle Pump Station 2 Changeover Prog2	715.00
		Aug-17 Total		1,584.80
		Sep-17	AP Alf Downs Contr 115671/01 HRWS Power Supply Fault - J140557	366.24
			AP Speed Engineeri 115695/01 HRWS Stainless Steel pipes	706.36
		Sep-17 Total		1,072.60
		Nov-17	AP Alf Downs Contr 115898/01 HRWS Bore Comms - Ethernet down-J141007	270.00
			AP Alf Downs Contr 115897/01 Otairi Water Scheme fault-J140683-Ivan	395.00
			AP Alf Downs Contr 116321/01 HRWS Intake Pump Fault -J141180	563.75
			AP Alf Downs Contr 116319/01 HRWS Middle Pumps- Motor Fault-J141183	90.00
			AP Alf Downs Contr 116320/01 HRWS Middle Pumps- call out comms fault-J1413	343.75
			AP Alf Downs Contr 116322/01 HRWS Top Pump StationProg 1-Pump 2 Fault-J141	400.00
			AP Cronin Wells En 115952/01 Remove river pump HRWS	270.00
			AP PD & TL Illston 116066/01 Digger Hire -HRWS - Rathmoy	476.00
			AP Speed Engineeri 116628/01 Make gantry roller hooks for HRWS pumps	740.65
		Nov-17 Total		3,549.15
		Dec-17	AP Chesters Plumbi 116132/01 HRWS - Parts for Water Scheme	432.78
			AP Doughty Drainag 116472/01 digger hire hrws	276.00
			AP Alf Downs Contr 116552/01 HRWS Top Pump StationProg 2-Pump 2 Fault-J141	640.24
		Dec-17 Total		1,349.02
		Jan-18	AP Cronin Wells En 116549/01 Remove River Pump - HRWS	245.00
			AP Alf Downs Contr 116634/01 HRWS Middle PUMP Station Replace Screen_J1415	180.00
			AP Alf Downs Contr 116635/01 HRWS Top Pump Station Install Fan for Temp-J1	297.50
			AP Chesters Plumbi 116132/02 HRWS - Parts for Water Scheme	282.80
			AP Alf Downs Contr 116986/01 HRWS Comms Fault - J141635	285.00
			AP Alf Downs Contr 116979/01 Otairi Pump not go - check control, find leve	1,822.50
			AP Andrew Morriss 116501/01 digger hire half day	200.00
			AP Andrew Morriss 116473/01 digger hire	250.00
		Jan-18 Total		3,562.80
		Feb-18	AP Mason Consultin 117383/01 Huntermville RWS	5,814.86
			AP P V Mackenzie 116471/01 two days digger hire 19/12/17 17/12/17	400.00
			AP Alf Downs Contr 117458/01 HRWS -Fault-J142074	564.53
			AP Alf Downs Contr 117454/01 Otairi Pump Fault - J140279	237.50
			AP Alf Downs Contr 117447/01 HRWS Pump No Go	147.50
		Feb-18 Total		7,164.39
		Mar-18	AP Cronin Wells En 117554/03 Lifting Overflow Pipe at Huntermville Rural	315.00
			AP Mason Consultin 117383/05 Huntermville RWS	888.37
			AP Mason Consultin 117383/09 Huntermville RWS	133.26
			AP Alf Downs Contr 117824/01 HRWS Data Extraction for MCS Energy-J142264	425.00
		Mar-18 Total		1,761.63
		External Contractors Total		20,344.39

Huntermville RWS

Transaction Summary cover the period 1st July 2017 to 31st March 2018

Account code	Account Description	Month	Transaction description	Sum of Value
60617697	Resource Consents	Feb-18	AP Horizons Region 117318/01 Annual Rsch Chge Consent 103989-HRWS	1,489.00
		Feb-18 Total		1,489.00
	Resource Consents Total			1,489.00
60617699	Materials	Jul-17	AP Chesters Plumbi 114272/01 HRWS - Gibaults-ballcock	837.20
		Jul-17 Total		837.20
		Aug-17	AP Capture Signs 114866/01 HRWS - Signs	323.81
		Aug-17 Total		323.81
		Sep-17	AP T & J Mcilwaine 115307/01 Bags of Redicrete	21.08
		Sep-17 Total		21.08
		Dec-17	AP T & J Mcilwaine 116421/01 Small Tools	23.79
			AP PGG Wrightson L 116313/02 Steel post for Huntermville Rural Maintainance	78.17
			AP T & J Mcilwaine 116416/01 Polyethene plastic wrap- for AC pipes	91.11
			AP Chesters Plumbi 116418/01 Parts for Huntermville Rural Scheme-	135.20
			AP Humes Pipeline 116453/02 Epar- retic materials	286.29
		Dec-17 Total		614.56
		Feb-18	AP Chesters Plumbi 117153/01 20ml RPZ upstand	1,085.76
			AP Chesters Plumbi 117153/02 20ml RPZ upstand	98.70
			AP Chesters Plumbi 117016/02 Gibaults - HRWS	792.40
			AP Track Industrie 117088/01 Restrictors for HRWS	1,827.59
		Feb-18 Total		3,804.45
		Mar-18	AP Chesters Plumbi 117854/01 Gibaults	282.80
		Mar-18 Total		282.80
	Materials Total			5,883.90
Grand Total				352,873.64

Huntermville RWS

Transaction Summary "Greater than \$1,000" for the period 1st July 2017 to 31st March 2018

Row Labels	Sum of Value
[-] Reticulation Costs - Staff	46,736.00
[-] 31/07/2017	
MDC Staff Hours Jan.17 Allocation	5,221.00
[-] 31/08/2017	
MDC Staff Hours Aug.17 Allocation	3,720.00
[-] 30/09/2017	
MDC September 17	5,240.50
[-] 31/10/2017	
MDC Staff Hours Oct 17 Allocation	4,065.50
[-] 30/11/2017	
MDC Staff Hours Nov 17 Allocation	8,531.50
[-] 31/12/2017	
MDC Staff Hours Dec 17	3,877.50
[-] 31/01/2018	
MDC Staff Hours Jan 18	3,275.00
[-] 28/02/2018	
Feb 18 MDC charge out	6,807.50
[-] 31/03/2018	
March 2018 MDC Chargeout	5,997.50
[-] 6061768301	
[-] 60617692	
[-] External Contractors	20,344.39
[-] 31/01/2018	
AP Alf Downs Contr 116979/01 Otairi Pump not go - check control, find leve	1,822.50
[-] 28/02/2018	
AP Mason Consultin 117383/01 Huntermville RWS	5,814.86
[-] 60617699	
[-] Materials	5,883.90
[-] 22/02/2018	
AP Track Industrie 117088/01 Restrictors for HRWS	1,827.59
[-] 28/02/2018	
AP Chesters Plumbi 117153/01 20ml RPZ upstand	1,085.76

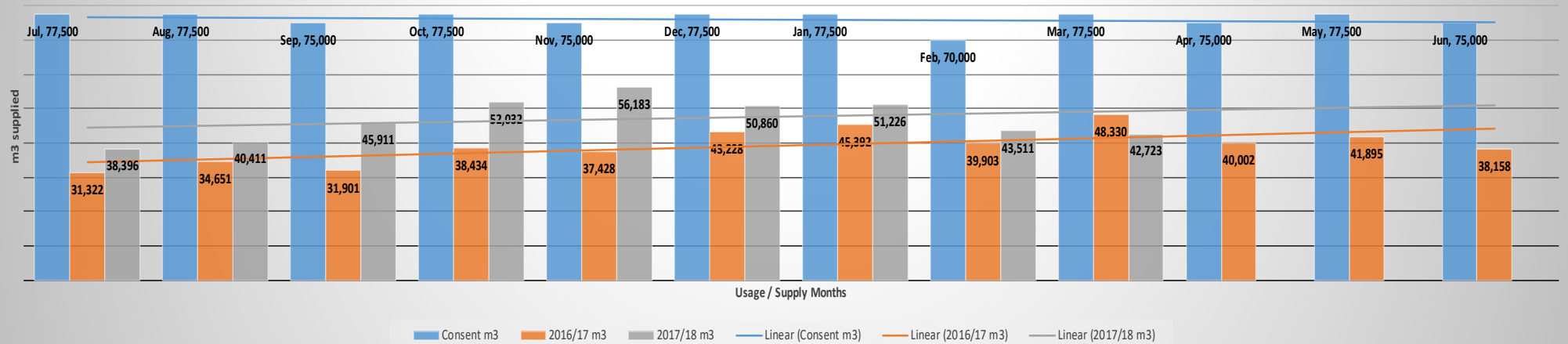
Hunternville RWS

Transaction Summary cover the period 1st July 2017 to 31st March 2018

Account code	Account Description	Month	Transaction description	Sum of Value
6061776201	HRWS Reticulation - Contractor	Oct-17	AP Andrew Morriss 115619/01 HRWS 1/2 day digger hire	200
		Oct-17 Total		200
		Dec-17	AP Andrew Morriss 115933/01 Digger hire HRWS to remove pump	135
			AP Andrew Morriss 115934/01 1 Day digger hire	200
		Dec-17 Total		335
		Jan-18	AP Andrew Morriss 116624/01 1 Day digger hire	250
		Jan-18 Total		250
		Feb-18	AP Andrew Morriss 116751/01 RFS1800352 1/2 day digger hire	200
		Feb-18 Total		200
		Mar-18	AP P V Mackenzie 117248/01 one day digger hire- HRWS	200
			AP Andrew Morriss 117403/01 Hunternville rural 1 day digger hire	200
			AP Andrew Morriss 117567/01 Digger hire	250
			AP Chesters Plumbi 117023/01 Renewal materials, Horrocks, Taylors and Webb	19,894
		Mar-18 Total		20,544
	HRWS Reticulation - Contractor Total			21,529
6061776301	HRWS Treatment - Contractor	Oct-17	AP Brown Brothers 114775/01 7 x Duplex Stainless Steel Impeller-HRWS	8,050
			AP Brown Brothers 114775/02 7 x Duplex Stainless Steel Casing Wear Ring-H	2,696
			AP Brown Brothers 114775/04 Supply one 75 kw Electric Motor ACME Pump	3,941
		Oct-17 Total		14,687
		Nov-17	AP Brown Brothers 114775/03 Supply one 75 kw Electric Motor ACME Pump	-1,150
		Nov-17 Total		-1,150
		Feb-18	AP Speed Engineeri 117490/01 Make up new pipes for Hunternville Rural	2,983
		Feb-18 Total		2,983
		Mar-18	AP Cronin Wells En 117554/01 Lifting pipework at middle pump station and u	350
			AP Cronin Wells En 117554/02 Lifting pipework at middle pump station and u	385
			AP Blackley Constr 117613/01 Webb and Horrocks Renewal of pipe	255
			AP Doughty Drainag 117772/01 Dig and Lay watermain HRWS	4,819
		Mar-18 Total		5,809
	HRWS Treatment - Contractor Total			22,328
6061777303	HRWS Reticulation - Staff Time	Sep-17	MDC September 17	141
		Sep-17 Total		141
		Nov-17	MDC Staff Hours Nov 17 Allocation	564
		Nov-17 Total		564
		Feb-18	Feb 18 MDC charge out	280
		Feb-18 Total		280
		Mar-18	March 2018 MDC Chargeout	112
		Mar-18 Total		112
	HRWS Reticulation - Staff Time Total			1,097
Grand Total				44,954

Hunterville RWS - Rangitikei River m3 of Water Usage / Supplied

for the period 1st July 2017 to 31st March 2018

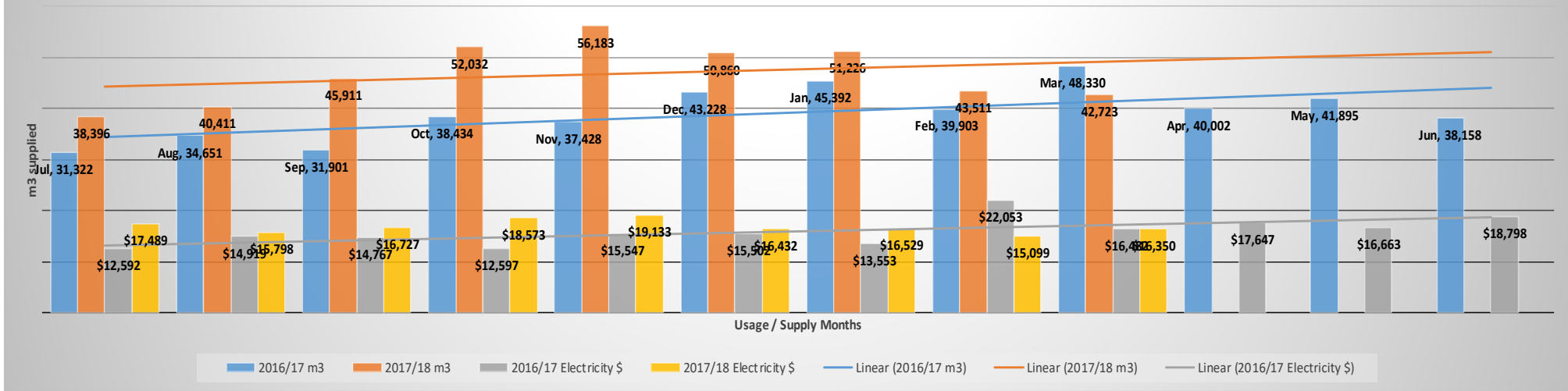


Water Usage / Supplied Details:

Days	Month	Consent m3	2016/17 m3	2017/18 m3	Inc / (Dec) m3	Inc / (Dec) %	2016/17 m3 Daily Ave	2017/18 m3 Daily Ave
31	Jul	77,500	31,322	38,396	7,074	22.6%	1,010	1,239
31	Aug	77,500	34,651	40,411	5,760	16.6%	1,118	1,304
30	Sep	75,000	31,901	45,911	14,010	43.9%	1,063	1,530
31	Oct	77,500	38,434	52,032	13,598	35.4%	1,240	1,678
30	Nov	75,000	37,428	56,183	18,755	50.1%	1,248	1,873
31	Dec	77,500	43,228	50,860	7,632	17.7%	1,394	1,641
31	Jan	77,500	45,392	51,226	5,834	12.9%	1,464	1,652
28	Feb	70,000	39,903	43,511	3,608	9.0%	1,425	1,554
31	Mar	77,500	48,330	42,723	-5,607	-11.6%	1,559	1,378
30	Apr	75,000	40,002				1,333	
31	May	77,500	41,895				1,351	
30	Jun	75,000	38,158				1,272	
365	Totals	912,500	470,644	421,253			1,289	
274	YTD	685,000	350,589	421,253	70,664	20.2%	1,280	1,537
							100.0%	19.2%

Hunterville RWS - Water Pumped to Electricity Used

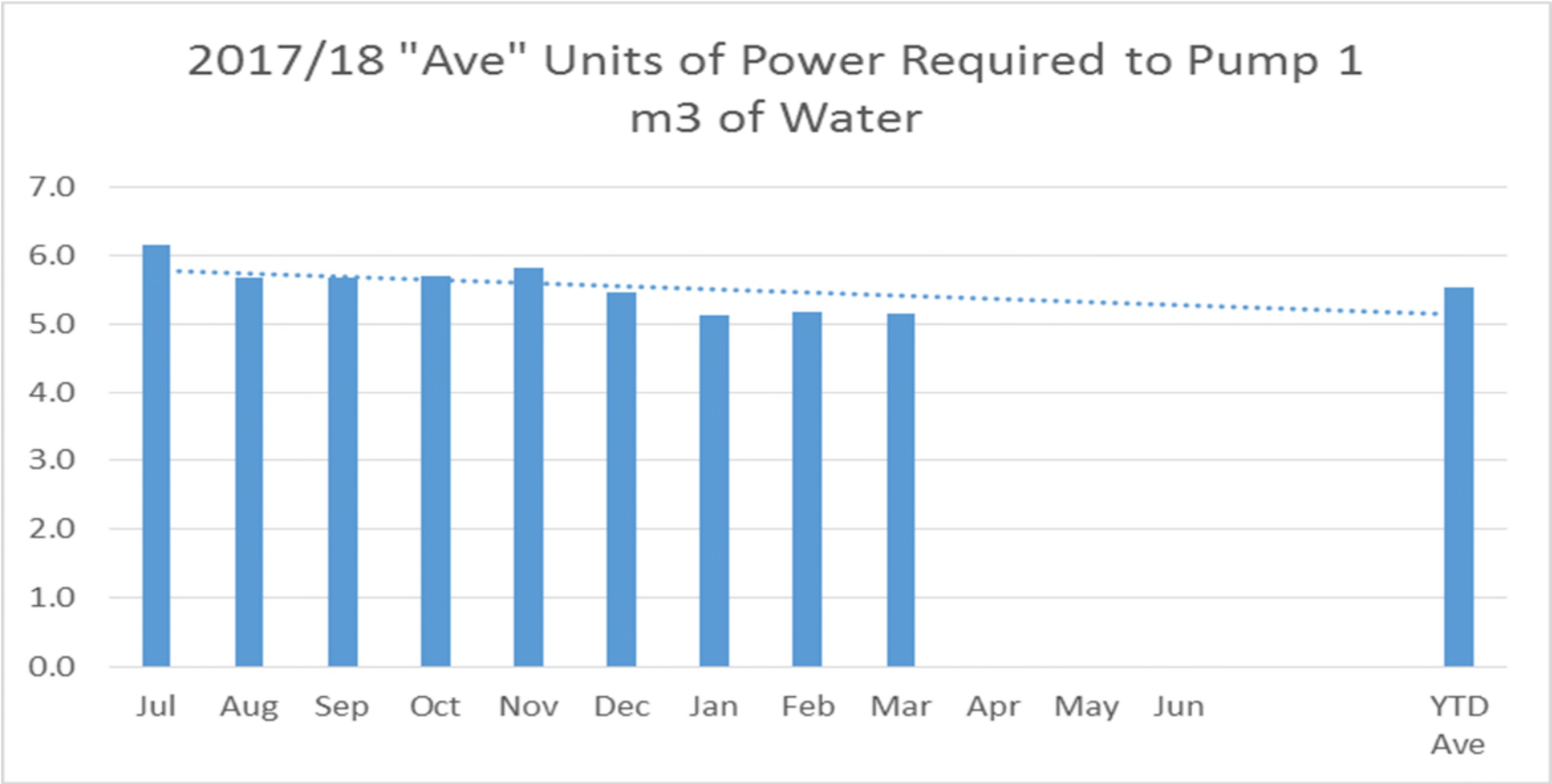
for the period 1st July 2017 to 31st March 2018



Water / Electricity Details:

Days	Month	2016/17 m3	2017/18 m3	2016/17 Electricity \$	2017/18 Electricity \$	2017/18 Electricity Units	2016/17 Cost / m3	2017/18 Cost / m3
31	Jul	31,322	38,396	\$12,592	\$17,489	236,388	\$0.40	\$0.46
31	Aug	34,651	40,411	\$14,919	\$15,798	229,446	\$0.43	\$0.39
30	Sep	31,901	45,911	\$14,767	\$16,727	260,189	\$0.46	\$0.36
31	Oct	38,434	52,032	\$12,597	\$18,573	297,197	\$0.33	\$0.36
30	Nov	37,428	56,183	\$15,547	\$19,133	326,762	\$0.42	\$0.34
31	Dec	43,228	50,860	\$15,502	\$16,432	278,370	\$0.36	\$0.32
31	Jan	45,392	51,226	\$13,553	\$16,529	262,226	\$0.30	\$0.32
28	Feb	39,903	43,511	\$22,053	\$15,099	225,229	\$0.55	\$0.35
31	Mar	48,330	42,723	\$16,482	\$16,350	220,058	\$0.34	\$0.38
30	Apr	40,002		\$17,647			\$0.44	
31	May	41,895		\$16,663			\$0.40	
30	Jun	38,158		\$18,798			\$0.49	
365	Totals	470,644	421,253	\$191,119	\$152,130	\$2,335,865	\$0.41	\$0.36
274	YTD	350,589	421,253	\$138,011	\$152,130		\$0.39	\$0.36

This graph shows how many units of electricity it takes to pump 1 m3 of water – currently it averages 5.5 units



This graph shows the overall relationship between consented water, water pumped and electricity costs

